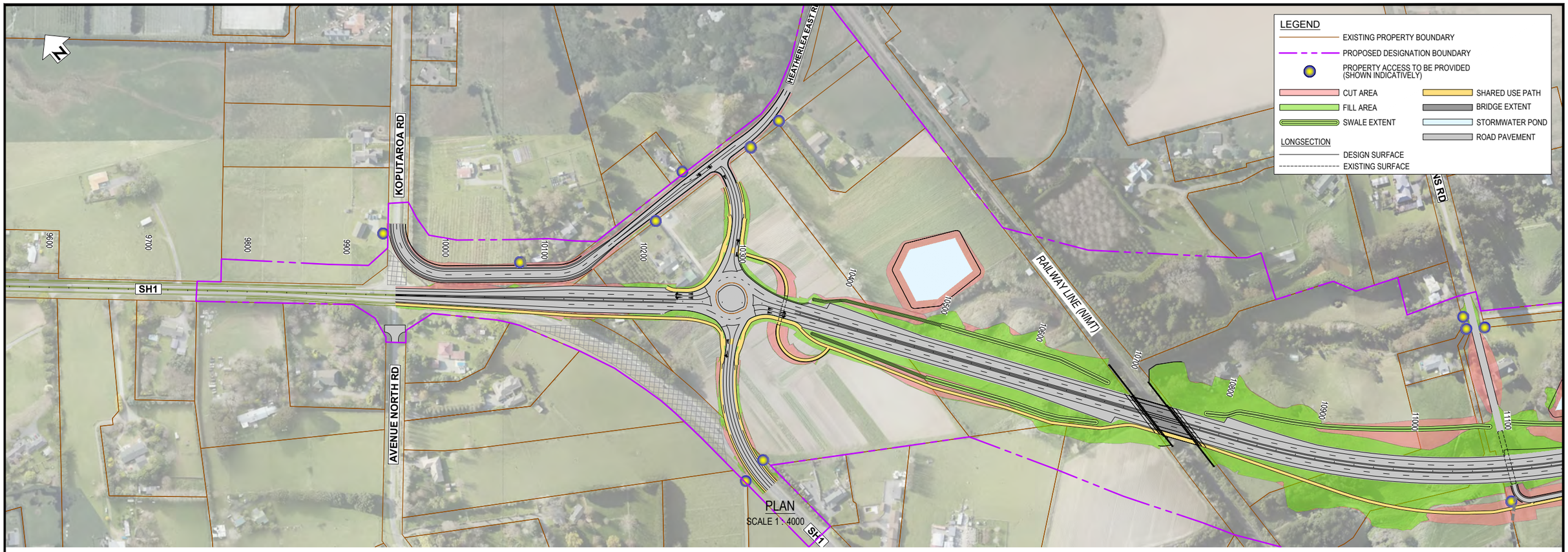

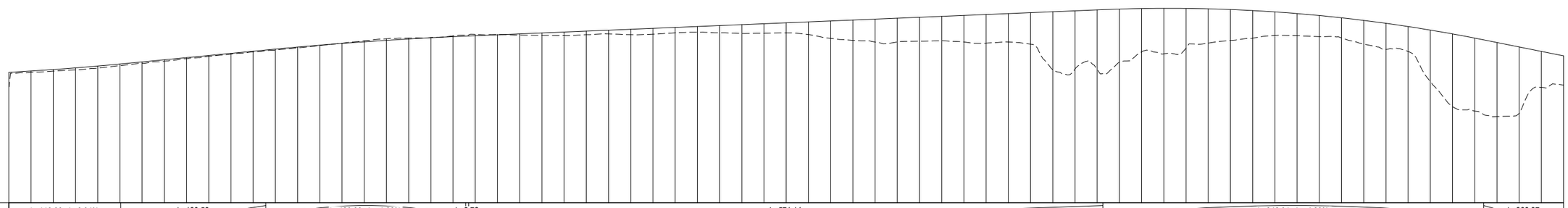

HAD = 19.00

VERTICAL GEOMETRY: L=110.00, Δ=0.94% K=116.48 | L=130.53 G=1.9% | L=180.00, Δ=-1.08% K=166.90 | L=2.72 G=0.8% | L=571.14 G=0.8% | L=342.91, Δ=-4.83% K=71.00 | L=368.87 G=-4.0%

HORIZONTAL GEOMETRY: 1075.15m 130°30'26" | R 50.00 A 12.91 | 464.62m 145°18'24" | S 75.00 | R 750.00 A 382.81

SUPERELEVATION: Le = 3.00% 10755.18 Re = 3.00% | Le = 6.00% 10867.68 Re = 6.00%

CHAINAGE	-CUT +FILL	FINISHED LEVEL	GROUND LEVEL
9700	+0.25	42.71	42.46
9740	+0.28	42.97	42.69
9760	+0.35	43.27	42.92
9780	+0.40	43.60	43.20
9800	+0.28	43.97	43.68
9820	+0.24	44.35	44.11
9840	+0.26	44.74	44.48
9860	+0.21	45.12	44.91
9880	+0.18	45.51	45.32
9900	+0.13	45.89	45.76
9920	+0.12	46.28	46.15
9940	+0.19	46.66	46.47
9960	+0.16	47.02	46.86
9980	+0.06	47.36	47.30
10000	-0.04	47.67	47.71
10020	-0.20	47.96	48.16
10040	-0.28	48.23	48.51
10060	-0.16	48.47	48.63
10080	-0.04	48.69	48.73
10100	-0.15	48.89	49.03
10120	-0.26	49.06	49.32
10140	-0.04	49.23	49.27
10160	+0.23	49.39	49.17
10180	+0.42	49.56	49.14
10200	+0.64	49.72	49.08
10220	+0.64	49.89	49.25
10240	+0.67	50.06	49.38
10260	+0.97	50.22	49.25
10280	+1.04	50.39	49.34
10300	+0.97	50.55	49.58
10320	+1.03	50.72	49.69
10340	+1.31	50.88	49.58
10360	+1.59	51.05	49.46
10380	+1.70	51.22	49.51
10400	+1.82	51.38	49.57
10420	+2.27	51.55	49.28
10440	+3.13	51.71	48.59
10460	+3.65	51.88	48.23
10480	+4.13	52.05	47.92
10500	+4.29	52.21	47.93
10520	+4.30	52.38	48.07
10540	+4.39	52.54	48.16
10560	+4.78	52.71	47.93
10580	+5.15	52.88	47.73
10600	+5.11	53.04	47.93
10620	+5.66	53.21	47.55
10640	+10.43	53.37	42.94
10660	+10.50	53.54	43.04
10680	+10.70	53.71	43.01
10700	+9.55	53.86	44.30
10720	+7.79	53.95	46.16
10740	+8.20	53.99	45.80
10760	+7.16	53.98	46.82
10780	+6.18	53.90	47.72
10800	+5.56	53.77	48.21
10820	+4.97	53.59	48.62
10840	+4.24	53.35	49.11
10860	+3.97	53.05	49.07
10880	+3.79	52.69	48.90
10900	+3.64	52.28	48.65
10920	+4.25	51.81	47.57
10940	+4.70	51.29	46.59
10960	+4.49	50.71	46.22
10980	+9.23	50.07	40.84
11000	+13.07	49.38	36.31
11020	+13.14	48.63	35.49
11040	+13.32	47.84	34.51
11060	+11.94	47.04	35.10
11080	+6.47	46.24	39.76
11100	+5.27	45.44	40.16

50 0 50 100m
SCALE 1:4000 (A3)

GENERAL NOTE
DESIGN SHOWN IS A CONCEPT FOR PURPOSES OF ASSESSING ACTUAL AND POTENTIAL EFFECTS ON THE ENVIRONMENT. ALL INFORMATION SHOWN IS SUBJECT TO FURTHER DESIGN AND THE DETAILS MAY CHANGE WITHIN THE PARAMETERS OF ANY RMA APPROVALS. AREAS AND MEASUREMENTS SUBJECT TO SURVEY.

LONGSECTION
SCALE 1 : 4000H 1 : 800V

NOT FOR CONSTRUCTION

REV	REVISIONS	DRN	CHK	APP	DATE
D	VARIOUS UPDATES - ISSUED FOR RMA CONSENT	MH	JP	JP	10.10.22
C	ISSUED FOR RMA CONSENT	SS	KW	JP	19.08.22
B	ISSUED FOR CONSENT - DRAFT	SS	KW	JP	20.04.22
A	ISSUED FOR CONSENT - DRAFT	SS	KW	JP	09.12.21

SURVEYED		
DESIGNED	Steve Muller	30.11.21
DRAWN	Steve Muller	30.11.21
CAD REVIEW	Steve Sutton	08.12.21
DESIGN CHECK	Jamie Povall	07.12.21
DESIGN REVIEW	Keith Weale	14.04.22
APPROVED	Jamie Povall	10.10.222
PROF REGISTRATION:		

Stantec

Client: WAKA KOTAHI NZ TRANSPORT AGENCY

WAKA KOTAHI
OTAKI TO NORTH OF LEVIN PROJECT

PLAN AND LONG SECTION
SHEET 1

Status Stamp: **FOR CONSENT**
Date Stamp: **10.10.22**
Scales: AS SHOWN
Drawing No.: 310203848-01-100-C1501
Rev.: D

pw:\\stantec-ap-pw.bentley.com:stantec-ap-pw-01\Documents\New Zealand Clients\NZTA (New Zealand Transport Agency)\310203848 - Otaki to North of Levin DBC\01 - O2NL\100 - Geometric Design\310203848-01-100-C1501

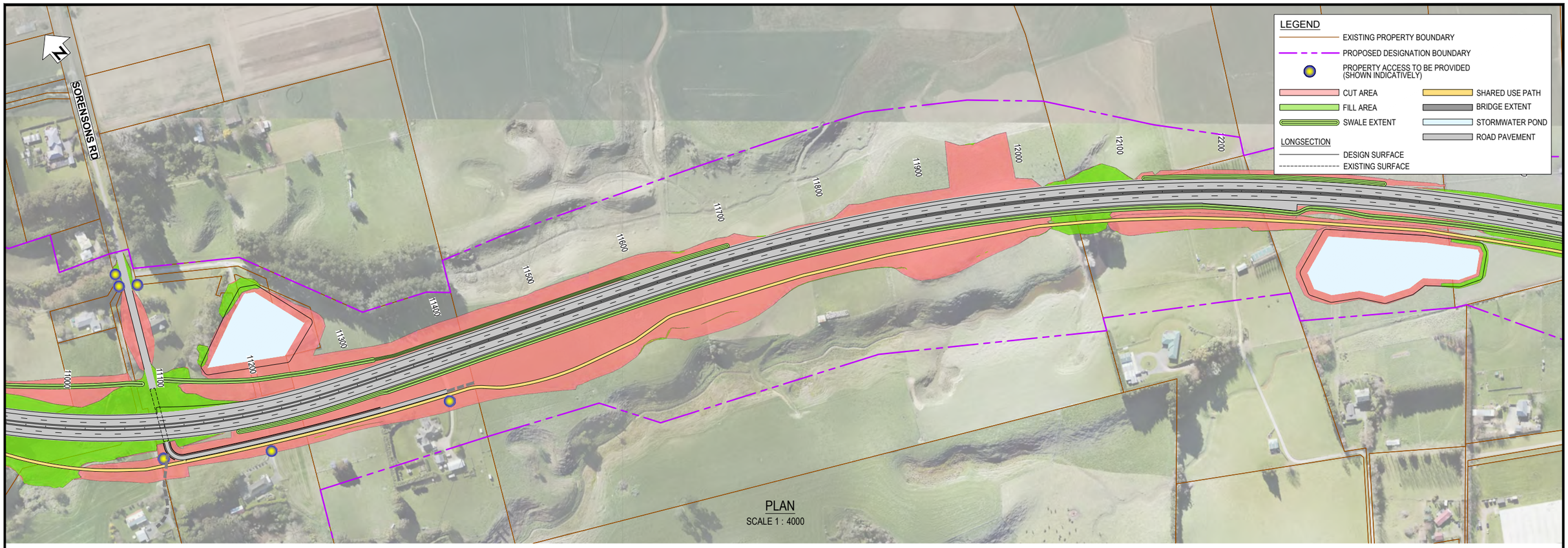

PLAN
SCALE 1 : 4000

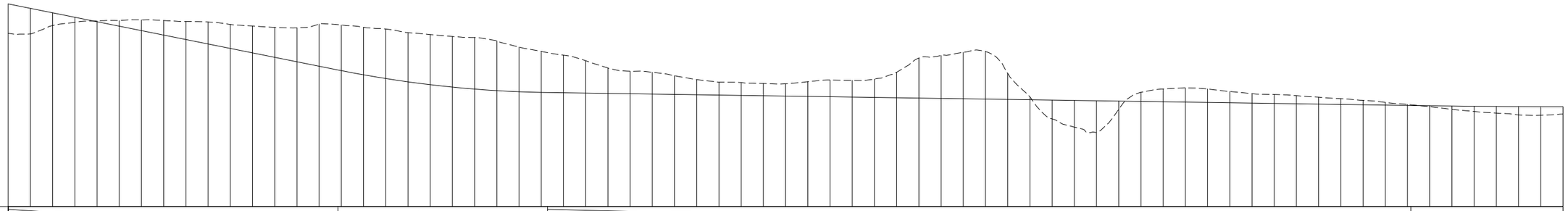

HAD = 9.00

VERTICAL GEOMETRY	L=368.87 G=-4.0%; L=188.70, Δ=3.70% K=51.00; L=777.40 G=-0.3%; L=292.50, Δ=0.60% K=487.49
HORIZONTAL GEOMETRY	R 750.00 A 382.81; S 75.00; 260.52m 110°19'58"; S 37.50; R 1800.00 A 1297.62
SUPERELEVATION	Le = -6.00% ~1250.49 Re = 6.00%; Le = 3.00% ~1352.99 Re = -3.00%; Le = 3.00% ~1546.51 Re = -3.00%; Le = 3.00% ~1623.51 Re = -3.00%

CHAINAGE	-CUT +FILL	FINISHED LEVEL	GROUND LEVEL
11100	+5.27	45.44	40.16
11120	+4.60	44.64	40.04
11140	-2.29	43.84	41.55
11160	+0.91	43.04	42.12
11180	-0.14	42.24	42.38
11200	-1.01	41.44	42.45
11220	-1.93	40.64	42.57
11240	-2.62	39.84	42.46
11260	-3.24	39.04	42.27
11280	-3.96	38.24	42.20
11300	-4.32	37.44	41.75
11320	-4.83	36.64	41.47
11340	-5.37	35.84	41.21
11360	-6.10	35.04	41.14
11380	-7.58	34.24	41.82
11400	-8.21	33.44	41.64
11420	-8.54	32.69	41.23
11440	-8.91	32.02	40.93
11460	-8.84	31.43	40.27
11480	-9.01	30.91	39.92
11500	-9.10	30.48	39.58
11520	-9.28	30.12	39.40
11540	-8.95	29.84	38.79
11560	-8.04	29.64	37.69
11580	-7.37	29.52	36.90
11600	-6.75	29.46	36.21
11620	-5.82	29.40	35.22
11640	-4.56	29.34	33.90
11660	-4.05	29.28	33.33
11680	-3.93	29.22	33.15
11700	-3.37	29.16	32.53
11720	-2.73	29.10	31.83
11740	-2.33	29.04	31.37
11760	-2.32	28.98	31.29
11780	-2.21	28.92	31.13
11800	-2.22	28.86	31.08
11820	-2.65	28.80	31.45
11840	-3.01	28.74	31.75
11860	-3.01	28.68	31.69
11880	-3.31	28.62	31.92
11900	-4.58	28.56	33.14
11920	-7.20	28.50	35.70
11940	-7.71	28.44	36.15
11960	-8.35	28.38	36.73
11980	-8.56	28.32	36.88
12000	-4.69	28.26	32.95
12020	-0.51	28.20	28.71
12040	+3.38	28.14	24.75
12060	+4.81	28.08	23.27
12080	+5.69	28.02	22.33
12100	+1.44	27.96	26.51
12120	-1.65	27.90	29.55
12140	-2.31	27.84	30.14
12160	-2.57	27.78	30.35
12180	-2.43	27.72	30.15
12200	-2.02	27.66	29.68
12220	-1.69	27.60	29.29
12240	-1.61	27.54	29.15
12260	-1.45	27.48	28.93
12280	-1.24	27.42	28.66
12300	-1.04	27.36	28.40
12320	-0.80	27.30	28.10
12340	-0.48	27.24	27.72
12360	-0.19	27.18	27.37
12380	+0.17	27.12	26.95
12400	+0.61	27.07	26.46
12420	+0.94	27.03	26.10
12440	+1.20	27.00	25.80
12460	+1.51	26.98	25.46
12480	+1.55	26.96	25.41
12500	+1.32	26.95	25.63

50 0 50 100m
SCALE 1:4000 (A3)

LONGSECTION
SCALE 1 : 4000H 1 : 800V

NOT FOR CONSTRUCTION

REV	REVISIONS	DRN	CHK	APP	DATE
D	VARIOUS UPDATES - ISSUED FOR RMA CONSENT	MH	JP	JP	10.10.22
C	ISSUED FOR RMA CONSENT	SS	KW	JP	19.08.22
B	ISSUED FOR CONSENT - DRAFT	SS	KW	JP	20.04.22
A	ISSUED FOR CONSENT - DRAFT	SS	KW	JP	09.12.21

SURVEYED		
DESIGNED	Steve Muller	30.11.21
DRAWN	Steve Muller	30.11.21
CAD REVIEW	Steve Sutton	08.12.21
DESIGN CHECK	Jamie Povall	07.12.21
DESIGN REVIEW	Keith Weale	14.04.22
APPROVED	Jamie Povall	10.10.222
PROF REGISTRATION:		

Stantec

Client: WAKA KOTAHI NZ TRANSPORT AGENCY

WAKA KOTAHI
OTAKI TO NORTH OF LEVIN PROJECT

PLAN AND LONG SECTION
SHEET 2

Status Stamp: **FOR CONSENT**
Date Stamp: **10.10.22**
Scales: AS SHOWN
Drawing No.: 310203848-01-100-C1502
Rev.: D

pw:\\stantec-ap-pw.bentley.com:stantec-ap-pw-01\Documents\New Zealand Clients\NZTA (New Zealand Transport Agency)\310203848 - Otaki to North of Levin DBC\01 - O2NL\100 - Geometric Design\310203848-01-100-C1502

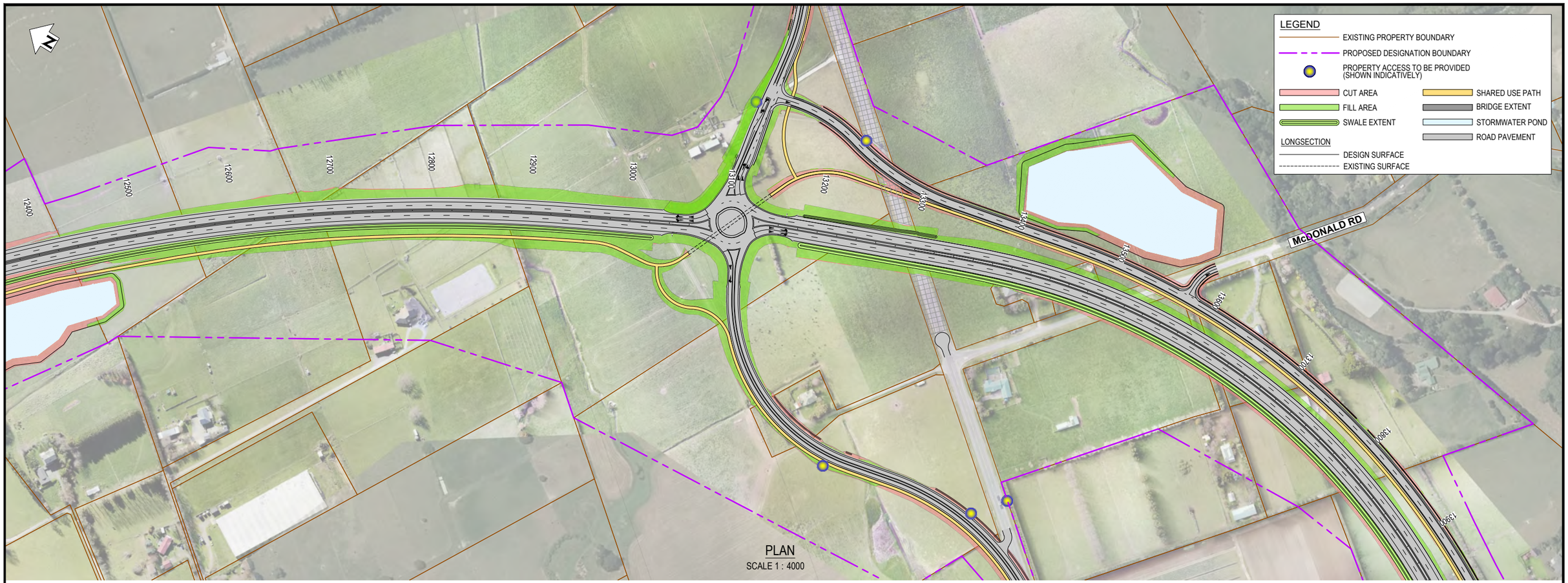

PLAN
SCALE 1 : 4000

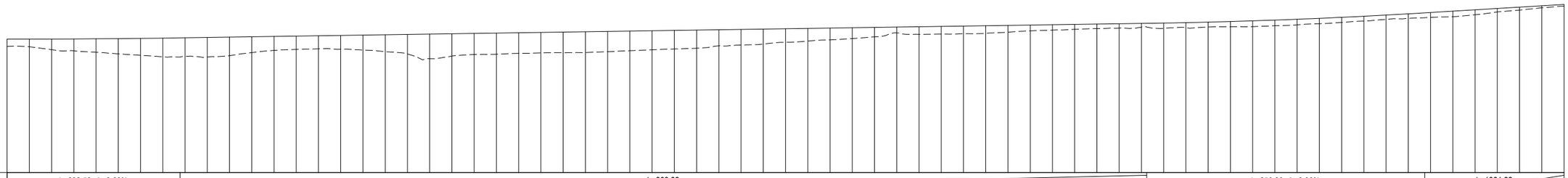

VERTICAL GEOMETRY: L=292.50, Δ=0.60% K=487.49 | L=869.22 G=0.3% | L=250.00, Δ=0.90% K=276.34 | L=1324.22 G=1.2%

HORIZONTAL GEOMETRY: R 1800.00 A 1297.62 | S 37.50 | 143.47m 152°49'51" | 10.73m 66°08'57" | 207.56m 158°26'50" | S 75.00 | R 667.00 A 670.58

SUPERELEVATION: Le = -3.00% 1292.12 Re = -3.00% | Le = -3.00% 1296.12 Re = -3.00% | Le = -3.00% 1328.89 Re = -3.00% | Le = 6.00% 1395.39 Re = -6.00%

CHAINAGE	-CUT +FILL	FINISHED LEVEL	GROUND LEVEL
12500	+1.32	26.95	25.63
12520	+1.38	26.95	25.57
12540	+1.92	26.96	25.04
12560	+2.13	26.98	24.84
12580	+2.41	27.00	24.59
12600	+2.73	27.03	24.30
12620	+3.04	27.08	24.04
12640	+3.35	27.13	23.77
12660	+3.34	27.18	23.84
12680	+3.52	27.24	23.73
12700	+3.34	27.30	23.96
12720	+2.84	27.36	24.52
12740	+2.50	27.42	24.92
12760	+2.38	27.48	25.10
12780	+2.34	27.54	25.21
12800	+2.47	27.60	25.13
12820	+2.68	27.66	24.98
12840	+3.03	27.72	24.69
12860	+3.50	27.78	24.28
12880	+4.42	27.84	23.43
12900	+4.00	27.90	23.90
12920	+3.78	27.96	24.19
12940	+3.79	28.02	24.24
12960	+3.69	28.08	24.39
12980	+3.67	28.14	24.47
13000	+3.69	28.20	24.51
13020	+3.73	28.26	24.53
13040	+3.64	28.32	24.68
13060	+3.51	28.38	24.88
13080	+3.41	28.44	25.03
13100	+3.33	28.50	25.17
13120	+3.25	28.56	25.31
13140	+2.88	28.62	25.74
13160	+2.79	28.68	25.89
13180	+2.68	28.74	26.06
13200	+2.43	28.80	26.37
13220	+2.27	28.86	26.59
13240	+2.12	28.92	26.81
13260	+1.93	28.98	27.05
13280	+1.69	29.04	27.35
13300	+1.04	29.10	28.06
13320	+1.36	29.16	27.80
13340	+1.37	29.22	27.86
13360	+1.37	29.28	27.92
13380	+1.36	29.34	27.99
13400	+1.21	29.40	28.20
13420	+1.04	29.46	28.42
13440	+0.96	29.52	28.56
13460	+0.88	29.58	28.70
13480	+0.81	29.64	28.84
13500	+0.78	29.70	28.92
13520	+0.68	29.76	29.09
13540	+0.94	29.83	28.89
13560	+0.90	29.91	29.01
13580	+0.88	30.00	29.12
13600	+0.94	30.11	29.16
13620	+1.04	30.23	29.19
13640	+1.02	30.36	29.35
13660	+1.00	30.51	29.51
13680	+0.96	30.68	29.72
13700	+0.92	30.86	29.94
13720	+0.87	31.05	30.18
13740	+0.76	31.26	30.50
13760	+0.81	31.48	30.67
13780	+0.87	31.72	30.85
13800	+0.99	31.96	30.97
13820	+0.89	32.20	31.32
13840	+0.61	32.44	31.83
13860	+0.53	32.68	32.16
13880	+0.35	32.93	32.57
13900	+0.31	33.17	32.86

50 0 50 100m
SCALE 1:4000 (A3)

LONGSECTION
SCALE 1 : 4000H 1 : 800V

NOT FOR CONSTRUCTION

REV	REVISIONS	DRN	CHK	APP	DATE
D	VARIOUS UPDATES - ISSUED FOR RMA CONSENT	MH	JP	JP	10.10.22
C	ISSUED FOR RMA CONSENT	SS	KW	JP	19.08.22
B	ISSUED FOR CONSENT - DRAFT	SS	KW	JP	20.04.22
A	ISSUED FOR CONSENT - DRAFT	SS	KW	JP	09.12.21

SURVEYED		
DESIGNED	Steve Muller	30.11.21
DRAWN	Steve Muller	30.11.21
CAD REVIEW	Steve Sutton	08.12.21
DESIGN CHECK	Jamie Povall	07.12.21
DESIGN REVIEW	Keith Weale	14.04.22
APPROVED	Jamie Povall	10.10.222
PROF REGISTRATION:		

Stantec

Client: WAKA KOTAHI NZ TRANSPORT AGENCY

WAKA KOTAHI
OTAKI TO NORTH OF LEVIN PROJECT

PLAN AND LONG SECTION
SHEET 3

Status Stamp: **FOR CONSENT**
Date Stamp: **10.10.22**
Scales: AS SHOWN
Drawing No.: 310203848-01-100-C1503
Rev.: D

pw:\\stantec-ap-pw.bentley.com:stantec-ap-pw-01\Documents\New Zealand Clients\NZTA (New Zealand Transport Agency)\310203848 - Otaki to North of Levin DBC\01 - O2NL\100 - Geometric Design\310203848-01-100-C1503

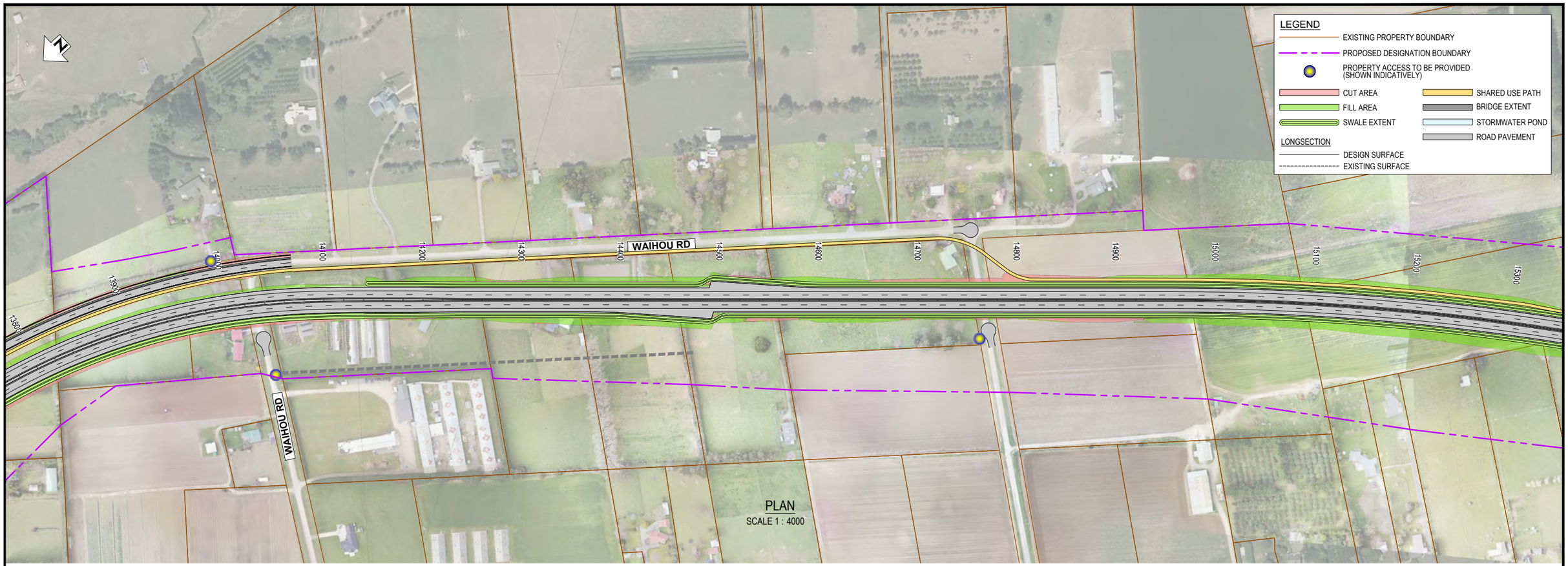

PLAN
SCALE 1 : 4000

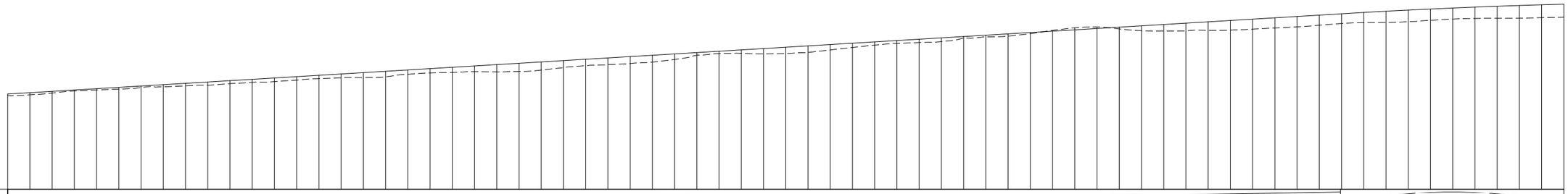

CHAINAGE	-CUT +FILL	FINISHED LEVEL	GROUND LEVEL
13900	+0.31	33.17	32.86
13920	+0.38	33.41	33.03
13940	+0.32	33.65	33.33
13960	+0.18	33.89	33.71
13980	+0.25	34.13	33.88
14000	+0.32	34.37	34.06
14020	+0.29	34.61	34.33
14040	+0.40	34.85	34.45
14060	+0.47	35.09	34.62
14080	+0.58	35.33	34.76
14100	+0.54	35.58	35.04
14120	+0.54	35.82	35.28
14140	+0.66	36.06	35.40
14160	+0.63	36.30	35.67
14180	+0.61	36.54	35.93
14200	+0.70	36.78	36.08
14220	+0.90	37.02	36.12
14240	+1.00	37.26	36.26
14260	+0.79	37.50	36.72
14280	+0.78	37.74	36.96
14300	+0.94	37.99	37.04
14320	+1.04	38.23	37.18
14340	+1.31	38.47	37.16
14360	+1.49	38.71	37.22
14380	+1.47	38.95	37.48
14400	+1.26	39.19	37.93
14420	+1.16	39.43	38.27
14440	+1.22	39.67	38.45
14460	+1.25	39.91	38.66
14480	+1.24	40.15	38.92
14500	+1.01	40.39	39.38
14520	+0.49	40.64	40.14
14540	+0.42	40.88	40.45
14560	+0.62	41.12	40.50
14580	+0.96	41.36	40.40
14600	+1.14	41.60	40.46
14620	+1.19	41.84	40.65
14640	+0.99	42.08	41.10
14660	+0.78	42.32	41.54
14680	+0.59	42.56	41.97
14700	+0.53	42.80	42.27
14720	+0.60	43.04	42.44
14740	+0.68	43.29	42.61
14760	+0.29	43.53	43.23
14780	+0.31	43.77	43.45
14800	+0.41	44.01	43.60
14820	+0.21	44.25	44.04
14840	-0.14	44.49	44.63
14860	-0.36	44.73	45.09
14880	-0.28	44.97	45.25
14900	+0.32	45.21	44.90
14920	+0.88	45.45	44.57
14940	+1.20	45.70	44.50
14960	+1.39	45.94	44.54
14980	+1.55	46.18	44.63
15000	+1.74	46.42	44.68
15020	+1.80	46.66	44.86
15040	+1.84	46.90	45.06
15060	+1.87	47.14	45.27
15080	+1.83	47.38	45.55
15100	+1.75	47.62	45.87
15120	+1.84	47.86	46.02
15140	+2.03	48.08	46.05
15160	+2.09	48.28	46.20
15180	+2.04	48.48	46.44
15200	+2.00	48.66	46.66
15220	+2.04	48.82	46.78
15240	+2.16	48.98	46.81
15260	+2.30	49.12	46.82
15280	+2.33	49.24	46.91
15300	+2.34	49.36	47.01

50 0 50 100m
SCALE 1:4000 (A3)

LONGSECTION
SCALE 1 : 4000H 1 : 800V

NOT FOR CONSTRUCTION

REV	REVISIONS	DRN	CHK	APP	DATE
D	VARIOUS UPDATES - ISSUED FOR RMA CONSENT	MH	JP	JP	10.10.22
C	ISSUED FOR RMA CONSENT	SS	KW	JP	19.08.22
B	ISSUED FOR CONSENT - DRAFT	SS	KW	JP	20.04.22
A	ISSUED FOR CONSENT - DRAFT	SS	KW	JP	09.12.21

SURVEYED		
DESIGNED	Steve Muller	30.11.21
DRAWN	Steve Muller	30.11.21
CAD REVIEW	Steve Sutton	08.12.21
DESIGN CHECK	Jamie Povall	07.12.21
DESIGN REVIEW	Keith Weale	14.04.22
APPROVED	Jamie Povall	10.10.222
PROF REGISTRATION:		

Stantec

Client: WAKA KOTAHI NZ TRANSPORT AGENCY

WAKA KOTAHI
OTAKI TO NORTH OF LEVIN PROJECT

PLAN AND LONG SECTION
SHEET 4

Status Stamp: **FOR CONSENT**
Date Stamp: **10.10.22**
Scales: AS SHOWN
Drawing No.: 310203848-01-100-C1504
Rev.: D

pw:\\stantec-ap-pw.bentley.com:stantec-ap-pw-01\Documents\New Zealand Clients\NZTA (New Zealand Transport Agency)\310203848 - Otaki to North of Levin DBC\01 - O2NL\100 - Geometric Design\310203848-01-100-C1504

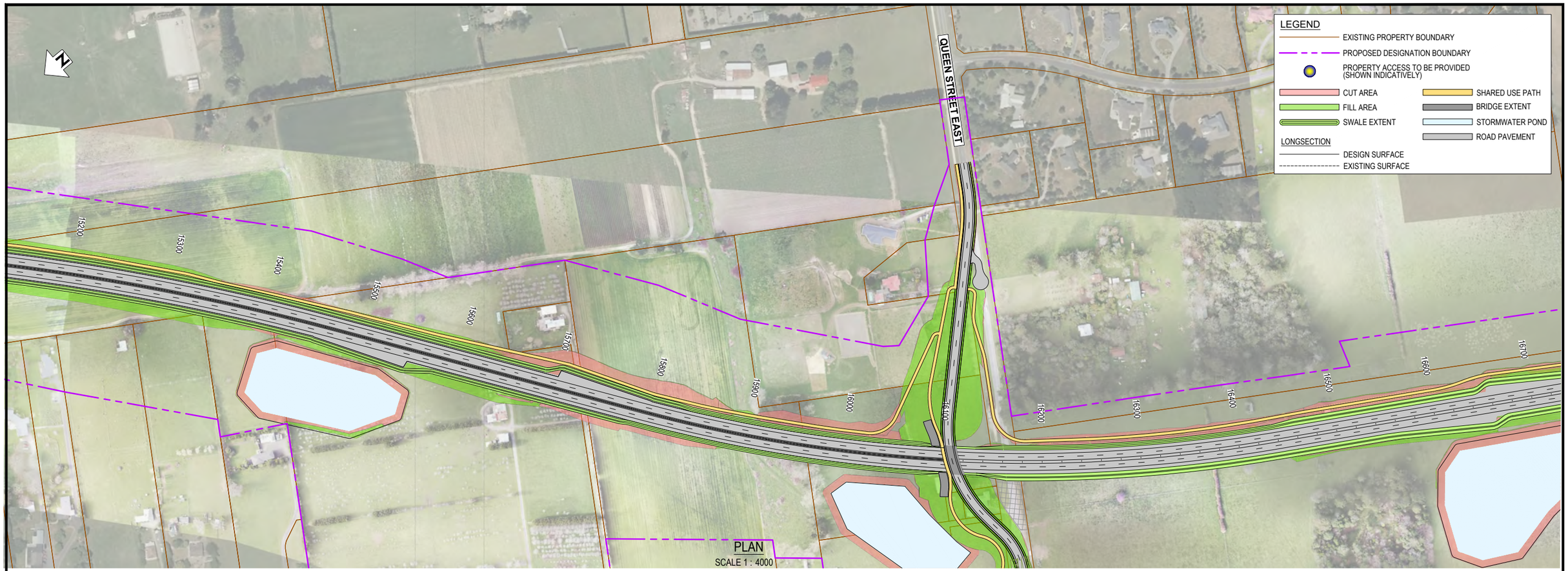

PLAN
SCALE 1 : 4000

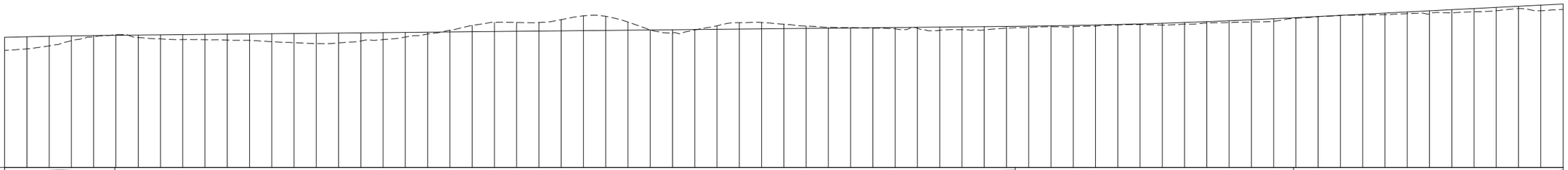

CHAINAGE	-CUT +FILL	FINISHED LEVEL	GROUND LEVEL
15300	+2.34	49.36	47.01
15320	+2.17	49.46	47.28
15340	+1.72	49.54	47.82
15360	+0.86	49.61	48.75
15380	+0.24	49.67	49.43
15400	-0.11	49.72	49.83
15420	+0.45	49.76	49.31
15440	+0.73	49.80	49.07
15460	+0.89	49.84	48.95
15480	+0.95	49.88	48.93
15500	+1.08	49.92	48.84
15520	+1.16	49.96	48.80
15540	+1.43	50.00	48.57
15560	+1.64	50.04	48.40
15580	+1.85	50.08	48.22
15600	+1.77	50.12	48.35
15620	+1.46	50.16	48.70
15640	+1.25	50.20	48.95
15660	+0.83	50.24	49.41
15680	-0.34	50.28	49.94
15700	-0.30	50.32	50.62
15720	-1.14	50.36	51.50
15740	-1.64	50.40	52.04
15760	-1.57	50.44	52.01
15780	-1.53	50.48	52.01
15800	-2.01	50.52	52.53
15820	-2.66	50.56	53.22
15840	-2.53	50.60	53.13
15860	-1.45	50.64	52.09
15880	-0.01	50.68	50.69
15900	+0.54	50.72	50.18
15920	+0.07	50.76	50.69
15940	-0.63	50.80	51.43
15960	-1.15	50.84	51.99
15980	-1.14	50.88	52.01
16000	-0.78	50.92	51.70
16020	-0.42	50.96	51.38
16040	-0.16	51.00	51.16
16060	-0.06	51.04	51.10
16080	+0.09	51.08	50.99
16100	+0.26	51.12	50.86
16120	+0.16	51.16	51.00
16140	+0.59	51.20	50.61
16160	+0.50	51.24	50.73
16180	+0.62	51.28	50.66
16200	+0.32	51.32	51.00
16220	+0.24	51.36	51.12
16240	+0.15	51.42	51.27
16260	+0.22	51.48	51.26
16280	+0.21	51.57	51.35
16300	+0.08	51.66	51.58
16320	+0.12	51.77	51.65
16340	+0.33	51.89	51.56
16360	+0.30	52.02	51.72
16380	+0.24	52.17	51.92
16400	+0.32	52.33	52.01
16420	+0.40	52.50	52.10
16440	+0.46	52.69	52.22
16460	+0.08	52.88	52.81
16480	+0.01	53.09	53.08
16500	+0.01	53.29	53.29
16520	-0.13	53.50	53.37
16540	-0.28	53.70	53.43
16560	-0.30	53.91	53.61
16580	-0.53	54.11	53.58
16600	-0.56	54.32	53.75
16620	-0.57	54.52	53.95
16640	-0.60	54.72	54.13
16660	-0.41	54.93	54.52
16680	+1.00	55.13	54.13
16700	-0.98	55.34	54.36

50 0 50 100m
SCALE 1:4000 (A3)

LONGSECTION
SCALE 1 : 4000H 1 : 800V

NOT FOR CONSTRUCTION

REV	REVISIONS	DRN	CHK	APP	DATE
D	VARIOUS UPDATES - ISSUED FOR RMA CONSENT	MH	JP	JP	10.10.22
C	ISSUED FOR RMA CONSENT	SS	KW	JP	19.08.22
B	ISSUED FOR CONSENT - DRAFT	SS	KW	JP	20.04.22
A	ISSUED FOR CONSENT - DRAFT	SS	KW	JP	09.12.21

SURVEYED		
DESIGNED	Steve Muller	30.11.21
DRAWN	Steve Muller	30.11.21
CAD REVIEW	Steve Sutton	08.12.21
DESIGN CHECK	Jamie Povall	07.12.21
DESIGN REVIEW	Keith Weale	14.04.22
APPROVED	Jamie Povall	10.10.222
PROF REGISTRATION:		

Stantec

Client: WAKA KOTAHI NZ TRANSPORT AGENCY

WAKA KOTAHI
OTAKI TO NORTH OF LEVIN PROJECT

PLAN AND LONG SECTION
SHEET 5

Status Stamp: **FOR CONSENT**
Date Stamp: **10.10.22**
Scales: AS SHOWN
Drawing No.: 310203848-01-100-C1505
Rev.: D

pw:\\stantec-ap-pw.bentley.com:stantec-ap-pw-01\Documents\New Zealand Clients\NZTA (New Zealand Transport Agency)\310203848 - Otaki to North of Levin DBC\01 - O2NL\100 - Geometric Design\310203848-01-100-C1505

PLAN
SCALE 1 : 4000

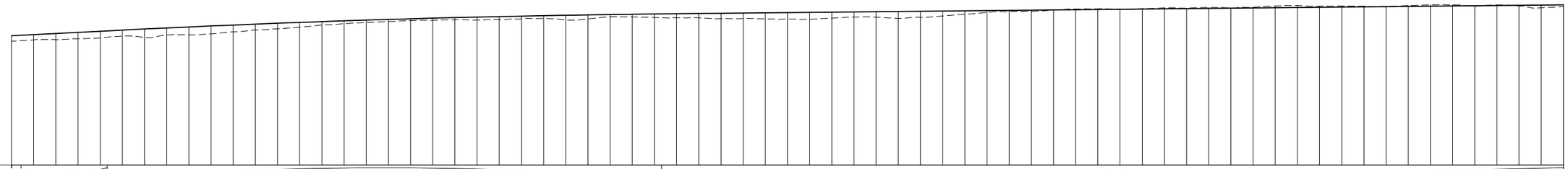

HAD = 32.00

VERTICAL GEOMETRY: L=250.70 G=1.0%; L=77.84 G=1.0%; L=500.00, Δ=-0.82% K=608.34; L=955.34 G=0.2%

HORIZONTAL GEOMETRY: 398.45m 209°35'45"; R 2500.00 A 400.95; 1653.72m 218°47'06"

SUPERELEVATION

CHAINAGE	-CUT +FILL	GROUND LEVEL	FINISHED LEVEL
16700	+0.98	54.36	55.34
16720	+0.94	54.60	55.54
16740	+1.11	54.63	55.75
16760	+1.14	54.81	55.95
16780	+1.20	54.95	56.15
16800	+1.08	55.27	56.36
16820	+1.51	55.04	56.55
16840	+1.29	55.46	56.74
16860	+1.42	55.51	56.93
16880	+1.42	55.68	57.10
16900	+1.23	56.04	57.27
16920	+1.09	56.35	57.44
16940	+1.00	56.60	57.60
16960	+0.87	56.88	57.75
16980	+0.62	57.27	57.89
17000	+0.52	57.50	58.03
17020	+0.44	57.72	58.16
17040	+0.37	57.91	58.28
17060	+0.33	58.07	58.40
17080	-0.39	58.12	58.51
17100	+0.40	58.22	58.62
17120	+0.54	58.17	58.71
17140	+0.53	58.27	58.81
17160	+0.52	58.37	58.89
17180	+0.51	58.46	58.97
17200	+0.86	58.18	59.04
17220	+0.75	58.36	59.11
17240	+0.38	58.78	59.16
17260	+0.48	58.74	59.22
17280	+0.62	58.64	59.26
17300	+0.71	58.59	59.30
17320	+0.77	58.57	59.34
17340	+0.97	58.42	59.38
17360	+0.97	58.45	59.42
17380	+1.07	58.40	59.46
17400	+1.17	58.33	59.50
17420	+1.23	58.31	59.54
17440	+1.07	58.51	59.58
17460	+0.91	58.71	59.62
17480	+0.97	58.70	59.66
17500	+1.22	58.49	59.70
17520	+1.09	58.65	59.74
17540	+0.88	58.90	59.78
17560	+0.62	59.21	59.82
17580	+0.31	59.56	59.86
17600	+0.22	59.68	59.90
17620	+0.18	59.77	59.94
17640	+0.01	59.97	59.98
17660	-0.15	60.18	60.02
17680	-0.15	60.21	60.06
17700	-0.03	60.14	60.10
17720	-0.08	60.22	60.14
17740	-0.19	60.37	60.18
17760	-0.10	60.32	60.22
17780	-0.18	60.44	60.26
17800	-0.09	60.39	60.30
17820	-0.14	60.49	60.34
17840	-0.33	60.71	60.38
17860	-0.37	60.79	60.42
17880	-0.22	60.69	60.46
17900	-0.20	60.70	60.50
17920	-0.13	60.68	60.54
17940	-0.07	60.65	60.58
17960	-0.16	60.79	60.62
17980	-0.25	60.91	60.66
18000	-0.20	60.90	60.70
18020	+0.05	60.69	60.74
18040	-0.10	60.89	60.78
18060	+0.10	60.72	60.82
18080	+0.46	60.40	60.86
18100	+0.29	60.61	60.90

50 0 50 100m
SCALE 1:4000 (A3)

LONGSECTION
SCALE 1 : 4000H 1 : 800V

NOT FOR CONSTRUCTION

REV	REVISIONS	DRN	CHK	APP	DATE
E	EAST-WEST ARTERIAL DESIGN REMOVED	MH	JP	JP	19/10/22
D	VARIOUS UPDATES - ISSUED FOR RMA CONSENT	MH	JP	JP	10.10.22
C	ISSUED FOR RMA CONSENT	SS	KW	JP	19.08.22
B	ISSUED FOR CONSENT - DRAFT	SS	KW	JP	20.04.22
A	ISSUED FOR CONSENT - DRAFT	SS	KW	JP	09.12.21

SURVEYED		
DESIGNED	Steve Muller	30.11.21
DRAWN	Steve Muller	30.11.21
CAD REVIEW	Steve Sutton	08.12.21
DESIGN CHECK	Jamie Povall	07.12.21
DESIGN REVIEW	Keith Weale	14.04.22
APPROVED	Jamie Povall	19.10.22
PROF REGISTRATION:		

Stantec

Client: WAKA KOTAHI NZ TRANSPORT AGENCY

WAKA KOTAHI
OTAKI TO NORTH OF LEVIN PROJECT

PLAN AND LONG SECTION
SHEET 6

Status Stamp: **FOR CONSENT**
Date Stamp: **19.10.22**
Scales: AS SHOWN
Drawing No.: 310203848-01-100-C1506
Rev.: E

pw:\\stantec-ap-pw.bentley.com:stantec-ap-pw-01\Documents\New Zealand Clients\NZTA (New Zealand Transport Agency)\310203848 - Otaki to North of Levin DBC\01 - O2NL\100 - Geometric Design\310203848-01-100-C1506



PLAN
SCALE 1 : 4000

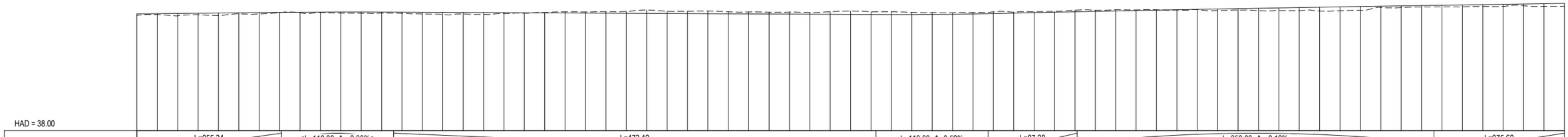

CHAINAGE	GROUND LEVEL	FINISHED LEVEL	-CUT +FILL
18100	60.61	60.90	+0.29
18120	60.75	60.94	+0.19
18140	60.53	60.98	+0.46
18160	60.73	61.02	+0.29
18180	60.59	61.06	+0.47
18200	60.93	61.10	+0.17
18220	60.89	61.14	+0.26
18240	61.16	61.18	+0.02
18260	61.12	61.22	+0.10
18280	61.17	61.24	+0.07
18300	61.05	61.26	+0.21
18320	61.03	61.26	+0.22
18340	61.05	61.25	+0.20
18360	61.01	61.23	+0.22
18380	60.89	61.21	+0.32
18400	60.78	61.19	+0.41
18420	60.88	61.17	+0.29
18440	60.79	61.15	+0.36
18460	60.96	61.13	+0.17
18480	61.04	61.11	+0.07
18500	61.15	61.09	-0.06
18520	61.30	61.07	-0.23
18540	61.27	61.05	-0.22
18560	61.34	61.03	-0.31
18580	61.38	61.01	-0.37
18600	61.66	60.99	-0.67
18620	61.42	60.97	-0.44
18640	61.40	60.95	-0.45
18660	61.46	60.93	-0.52
18680	61.30	60.91	-0.39
18700	61.27	60.89	-0.37
18720	61.22	60.87	-0.35
18740	61.25	60.85	-0.40
18760	61.18	60.83	-0.35
18780	61.32	60.81	-0.50
18800	61.47	60.79	-0.68
18820	61.31	60.77	-0.53
18840	61.31	60.76	-0.55
18860	61.20	60.76	-0.44
18880	61.15	60.78	-0.37
18900	61.13	60.83	-0.31
18920	61.17	60.89	-0.29
18940	61.30	60.97	-0.34
18960	61.24	61.05	-0.19
18980	61.33	61.13	-0.19
19000	61.39	61.22	-0.17
19020	61.63	61.30	-0.33
19040	61.63	61.38	-0.24
19060	61.72	61.47	-0.26
19080	61.66	61.55	-0.11
19100	61.69	61.63	-0.07
19120	61.67	61.70	+0.03
19140	61.73	61.78	+0.05
19160	61.54	61.86	+0.31
19180	61.65	61.93	+0.28
19200	61.52	62.00	+0.48
19220	61.56	62.07	+0.52
19240	61.55	62.14	+0.60
19260	61.47	62.21	+0.74
19280	61.52	62.28	+0.76
19300	61.60	62.34	+0.75
19320	62.17	62.41	+0.24
19340	62.14	62.47	+0.33
19360	62.25	62.53	+0.29
19380	62.29	62.59	+0.31
19400	62.28	62.65	+0.38
19420	62.33	62.71	+0.38
19440	62.35	62.77	+0.42
19460	62.49	62.83	+0.34
19480	62.35	62.89	+0.54
19500	62.38	62.95	+0.57

50 0 50 100m
SCALE 1:4000 (A3)

LONGSECTION
SCALE 1 : 4000H 1 : 800V

NOT FOR CONSTRUCTION

REV	REVISIONS	DRN	CHK	APP	DATE
D	VARIOUS UPDATES - ISSUED FOR RMA CONSENT	MH	JP	JP	10.10.22
C	ISSUED FOR RMA CONSENT	SS	KW	JP	19.08.22
B	ISSUED FOR CONSENT - DRAFT	SS	KW	JP	20.04.22
A	ISSUED FOR CONSENT - DRAFT	SS	KW	JP	09.12.21

SURVEYED		
DESIGNED	Steve Muller	30.11.21
DRAWN	Steve Muller	30.11.21
CAD REVIEW	Steve Sutton	08.12.21
DESIGN CHECK	Jamie Povall	07.12.21
DESIGN REVIEW	Keith Weale	14.04.22
APPROVED	Jamie Povall	10.10.222
PROF REGISTRATION:		

Stantec

Client: WAKA KOTAHI NZ TRANSPORT AGENCY

WAKA KOTAHI
OTAKI TO NORTH OF LEVIN PROJECT

PLAN AND LONG SECTION
SHEET 7

Status Stamp: **FOR CONSENT**
Date Stamp: **10.10.22**
Scales: AS SHOWN
Drawing No.: 310203848-01-100-C1507
Rev.: D

pw:\\stantec-ap-pw.bentley.com:stantec-ap-pw-01\Documents\New Zealand Clients\NZTA (New Zealand Transport Agency)\310203848 - Otaki to North of Levin DBC\01 - O2NL\100 - Geometric Design\310203848-01-100-C1507

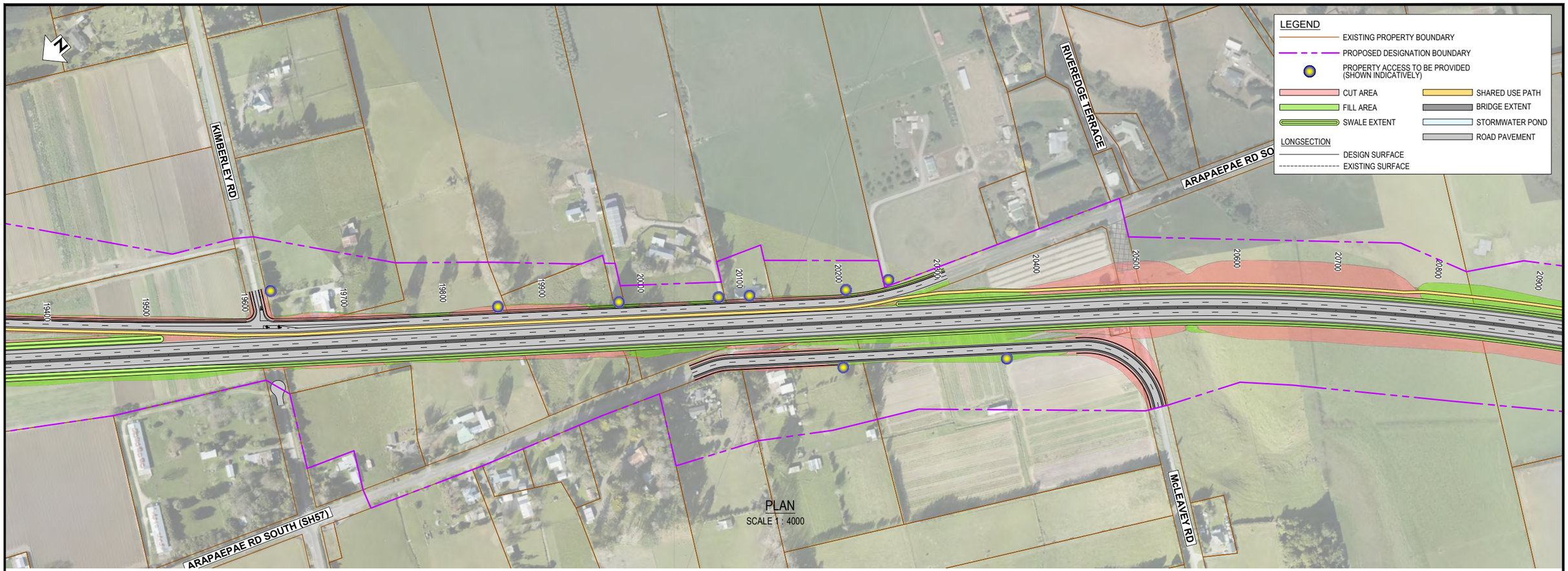

PLAN
SCALE 1 : 4000

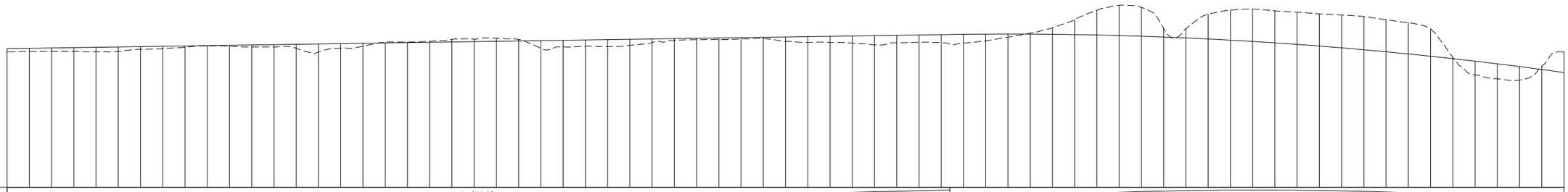

VERTICAL GEOMETRY	L=975.62 G=0.3%
	L=564.00, Δ=-3.14% K=179.38
HORIZONTAL GEOMETRY	1146.88m 216°28'38"
	R 2400.00 A 1275.65
SUPERELEVATION	

CHAINAGE	-CUT +FILL	FINISHED LEVEL	GROUND LEVEL
19500	+0.57	62.95	62.38
19520	+0.58	63.01	62.43
19540	+0.60	63.07	62.47
19560	+0.68	63.13	62.46
19580	+0.83	63.19	62.37
19600	+0.80	63.25	62.46
19620	+0.49	63.31	62.83
19640	+0.42	63.37	62.96
19660	+0.22	63.43	63.21
19680	+0.05	63.49	63.45
19700	+0.15	63.55	63.40
19720	+0.38	63.61	63.24
19740	+0.42	63.67	63.25
19760	+0.73	63.73	63.01
19780	+1.47	63.79	62.33
19800	+0.81	63.85	63.04
19820	+0.54	63.91	63.38
19840	-0.12	63.97	64.10
19860	-0.09	64.03	64.13
19880	-0.19	64.09	64.29
19900	-0.46	64.15	64.62
19920	-0.43	64.21	64.65
19940	-0.56	64.27	64.83
19960	-0.27	64.33	64.60
19980	+1.42	64.39	62.98
20000	+1.18	64.45	63.28
20020	+1.13	64.51	63.38
20040	+1.24	64.57	63.33
20060	+1.10	64.63	63.54
20080	+0.65	64.69	64.04
20100	+0.30	64.75	64.45
20120	+0.26	64.81	64.56
20140	+0.27	64.87	64.60
20160	+0.20	64.93	64.74
20180	+0.20	64.99	64.79
20200	+0.81	65.05	64.25
20220	+1.05	65.11	64.06
20240	+1.09	65.17	64.08
20260	+1.29	65.23	63.95
20280	+1.66	65.29	63.63
20300	+1.35	65.35	64.00
20320	+1.32	65.41	64.10
20340	+1.47	65.47	64.00
20360	+1.59	65.53	63.94
20380	+1.20	65.56	64.37
20400	+0.56	65.58	65.02
20420	-0.16	65.57	65.73
20440	-1.18	65.54	66.72
20460	-2.68	65.48	68.16
20480	-4.47	65.41	69.88
20500	-5.44	65.31	70.75
20520	-5.20	65.19	70.39
20540	-1.54	65.04	66.59
20560	-1.66	64.88	66.54
20580	-4.44	64.69	69.13
20600	-5.40	64.48	69.89
20620	-5.84	64.25	70.09
20640	-5.76	63.99	69.76
20660	-5.81	63.72	69.53
20680	-5.79	63.42	69.20
20700	-5.91	63.10	69.01
20720	-5.96	62.75	68.71
20740	-5.78	62.39	68.16
20760	-5.62	62.00	67.62
20780	-4.92	61.59	66.51
20800	-0.23	61.15	61.38
20820	+2.49	60.70	58.21
20840	+2.69	60.22	57.53
20860	+2.44	59.72	57.28
20880	-0.56	59.20	59.76
20900	-3.67	58.65	62.32

50 0 50 100m
SCALE 1:4000 (A3)

LONGSECTION
SCALE 1 : 4000H 1 : 800V

NOT FOR CONSTRUCTION

REV	REVISIONS	DRN	CHK	APP	DATE
D	VARIOUS UPDATES - ISSUED FOR RMA CONSENT	MH	JP	JP	10.10.22
C	ISSUED FOR RMA CONSENT	SS	KW	JP	19.08.22
B	ISSUED FOR CONSENT - DRAFT	SS	KW	JP	20.04.22
A	ISSUED FOR CONSENT - DRAFT	SS	KW	JP	09.12.21

SURVEYED		
DESIGNED	Steve Muller	30.11.21
DRAWN	Steve Muller	30.11.21
CAD REVIEW	Steve Sutton	08.12.21
DESIGN CHECK	Jamie Povall	07.12.21
DESIGN REVIEW	Keith Weale	14.04.22
APPROVED	Jamie Povall	10.10.222
PROF REGISTRATION:		

Stantec

Client: WAKA KOTAHI NZ TRANSPORT AGENCY

WAKA KOTAHI
OTAKI TO NORTH OF LEVIN PROJECT

PLAN AND LONG SECTION
SHEET 8

Status Stamp: **FOR CONSENT**
Date Stamp: **10.10.22**
Scales: AS SHOWN
Drawing No.: 310203848-01-100-C1508
Rev.: D

pw:\\stantec-ap-pw.bentley.com:stantec-ap-pw-01\Documents\New Zealand Clients\NZTA (New Zealand Transport Agency)\310203848 - Otaki to North of Levin DBC\01 - O2NL\100 - Geometric Design\310203848-01-100-C1508

PLAN
SCALE 1 : 4000

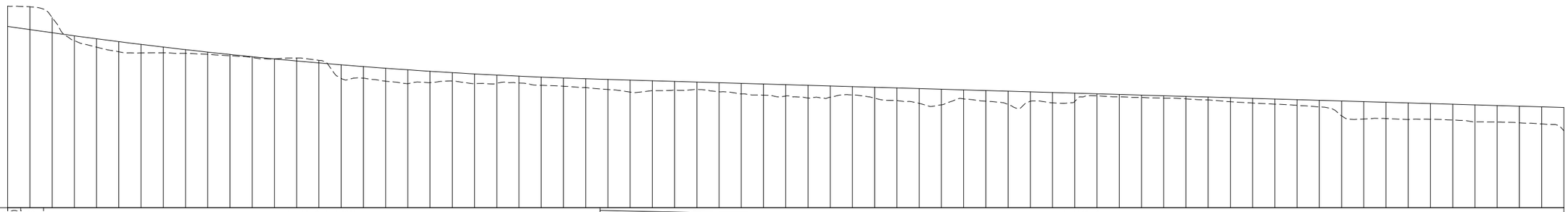

VERTICAL GEOMETRY: L=564.00, K=17 G=-2.8% | L=20.58 | L=500.52, Δ=2.26% K=221.83 | L=1313.49 G=-0.6%

HORIZONTAL GEOMETRY: R 2400.00 A 1275.65 | 242.38m 246°55'52" | S 65.00 | R 1050.00 A 394.92

SUPERELEVATION: Le = -3.00% 20936.62 Re = -3.00% | Le = 5.00% 22040.62 Re = 5.00%

CHAINAGE	GROUND LEVEL	FINISHED LEVEL	-CUT +FILL
20800	62.32	58.65	-3.67
20920	62.20	58.09	-4.11
20940	60.25	57.52	-2.73
20960	56.09	56.97	+0.88
20980	54.91	56.43	+1.52
21000	54.10	55.92	+1.82
21020	53.87	55.42	+1.54
21040	53.91	54.94	+1.02
21060	53.82	54.47	+0.66
21080	53.63	54.03	+0.40
21100	53.38	53.60	+0.22
21120	53.04	53.19	+0.15
21140	52.80	52.80	+0.01
21160	52.97	52.43	-0.54
21180	52.54	52.08	-0.47
21200	49.31	51.74	+2.43
21220	49.32	51.42	+2.10
21240	48.78	51.12	+2.34
21260	48.33	50.84	+2.51
21280	48.53	50.57	+2.04
21300	48.81	50.33	+1.51
21320	48.36	50.10	+1.74
21340	48.42	49.89	+1.46
21360	48.46	49.70	+1.24
21380	48.04	49.52	+1.48
21400	47.88	49.37	+1.48
21420	47.64	49.23	+1.59
21440	47.29	49.11	+1.82
21460	46.82	48.99	+2.17
21480	47.09	48.87	+1.78
21500	47.17	48.75	+1.59
21520	47.29	48.64	+1.34
21540	46.88	48.52	+1.64
21560	46.50	48.40	+1.90
21580	46.27	48.28	+2.01
21600	46.12	48.17	+2.05
21620	45.76	48.05	+2.28
21640	45.89	47.93	+2.04
21660	46.31	47.81	+1.50
21680	45.72	47.70	+1.97
21700	45.30	47.58	+2.28
21720	44.80	47.46	+2.66
21740	44.52	47.34	+2.82
21760	45.60	47.23	+1.62
21780	45.18	47.11	+1.93
21800	44.59	46.99	+2.40
21820	45.17	46.87	+1.70
21840	44.88	46.76	+1.88
21860	45.15	46.64	+1.48
21880	46.16	46.52	+0.36
21900	45.96	46.40	+0.44
21920	45.85	46.28	+0.44
21940	45.72	46.17	+0.45
21960	45.60	46.05	+0.45
21980	45.40	45.93	+0.53
22000	45.09	45.81	+0.73
22020	44.85	45.70	+0.85
22040	44.64	45.58	+0.94
22060	44.43	45.46	+1.03
22080	44.15	45.34	+1.20
22100	42.56	45.23	+2.67
22120	41.97	45.11	+3.14
22140	42.05	44.99	+2.94
22160	41.88	44.87	+2.99
22180	41.92	44.76	+2.84
22200	41.79	44.64	+2.84
22220	41.45	44.52	+3.07
22240	41.43	44.40	+2.98
22260	41.28	44.29	+3.01
22280	41.08	44.17	+3.08
22300	39.87	44.05	+4.18

50 0 50 100m
SCALE 1:4000 (A3)

LONGSECTION
SCALE 1 : 4000H 1 : 800V

NOT FOR CONSTRUCTION

REV	REVISIONS	DRN	CHK	APP	DATE
D	VARIOUS UPDATES - ISSUED FOR RMA CONSENT	MH	JP	JP	10.10.22
C	ISSUED FOR RMA CONSENT	SS	KW	JP	19.08.22
B	ISSUED FOR CONSENT - DRAFT	SS	KW	JP	20.04.22
A	ISSUED FOR CONSENT - DRAFT	SS	KW	JP	09.12.21

SURVEYED		
DESIGNED	Steve Muller	30.11.21
DRAWN	Steve Muller	30.11.21
CAD REVIEW	Steve Sutton	08.12.21
DESIGN CHECK	Jamie Povall	07.12.21
DESIGN REVIEW	Keith Weale	14.04.22
APPROVED	Jamie Povall	10.10.222
PROF REGISTRATION:		

Stantec

Client: WAKA KOTAHI NZ TRANSPORT AGENCY

WAKA KOTAHI
OTAKI TO NORTH OF LEVIN PROJECT

PLAN AND LONG SECTION
SHEET 9

Status Stamp: **FOR CONSENT**
Date Stamp: **10.10.22**
Scales: AS SHOWN
Drawing No.: 310203848-01-100-C1509
Rev.: D

pw:\\stantec-ap-pw.bentley.com:stantec-ap-pw-01\Documents\New Zealand Clients\NZTA (New Zealand Transport Agency)\310203848 - Otaki to North of Levin DBC\01 - O2NL\100 - Geometric Design\310203848-01-100-C1509

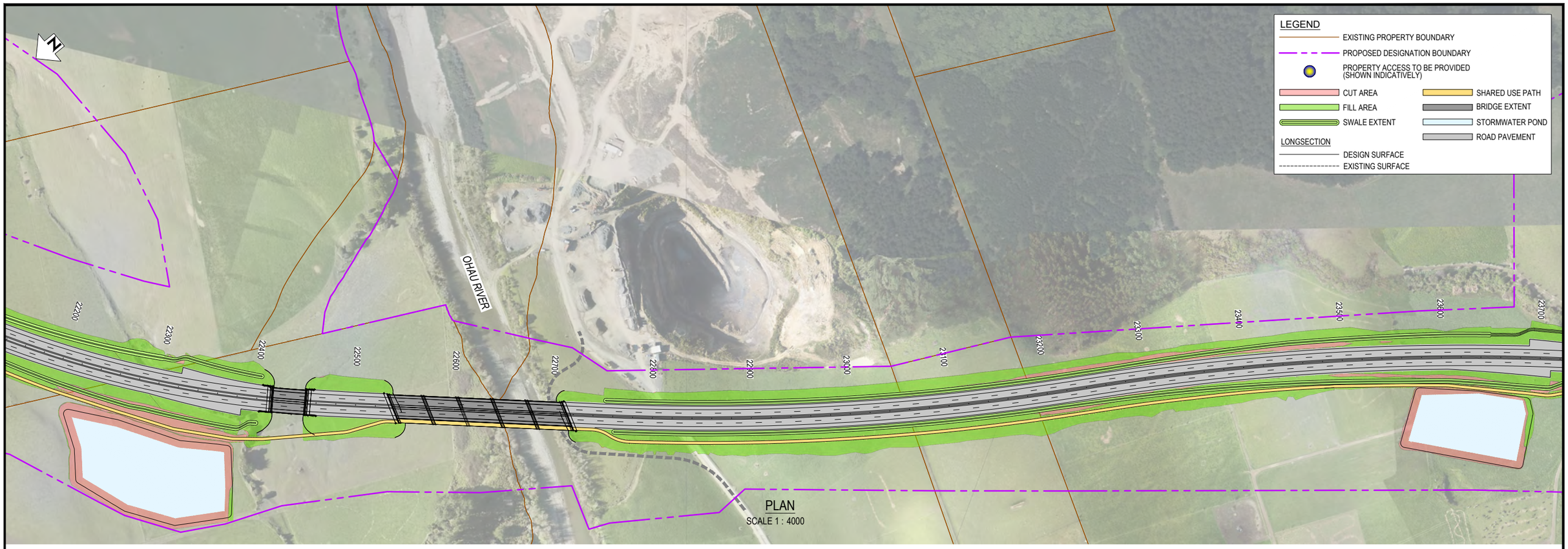

PLAN
SCALE 1 : 4000

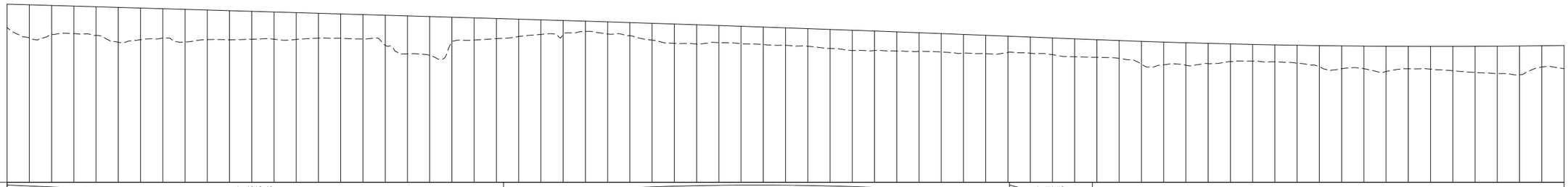

HAD = 12.00

VERTICAL GEOMETRY: L=1313.49 G=-0.6% | L=455.00, Δ=-0.21% K=2172.23 | L=74.58 G=-0.8% | L=505.00, Δ=1.30% K=389.27

HORIZONTAL GEOMETRY: R 1050.00 A 394.92 | S 65.00 | 245.78m 221°50'04" | R 2400.00 A 455.09 | S 37.50 | S 37.50 | R 2400.00 A 505.04

SUPERELEVATION: Le = -5.00% 22435.54 Re = 5.00% | Le = -3.00% 22539.54 Re = -3.00%

CHAINAGE	-CUT +FILL	FINISHED LEVEL	GROUND LEVEL
22300	+4.18	44.05	39.87
22320	+5.97	43.93	37.96
22340	+5.25	43.82	38.56
22360	+4.96	43.70	38.74
22380	+5.16	43.58	38.42
22400	+6.28	43.46	37.18
22420	+5.69	43.35	37.65
22440	+5.26	43.23	37.97
22460	+5.87	43.11	37.24
22480	+5.33	42.99	37.66
22500	+5.23	42.88	37.64
22520	+5.03	42.76	37.73
22540	+4.89	42.64	37.75
22560	+4.82	42.52	37.71
22580	+4.46	42.41	37.94
22600	+4.37	42.29	37.92
22620	+4.39	42.17	37.78
22640	+5.39	42.05	36.66
22660	+6.83	41.94	35.11
22680	+6.98	41.82	34.84
22700	+4.53	41.70	37.17
22720	+4.00	41.58	37.58
22740	+3.61	41.46	37.85
22760	+3.12	41.35	38.23
22780	+2.62	41.23	38.61
22800	+2.51	41.11	38.60
22820	+1.85	40.98	39.13
22840	+2.18	40.86	38.68
22860	+2.37	40.73	38.36
22880	+3.03	40.60	37.57
22900	+3.48	40.47	36.99
22920	+3.47	40.34	36.87
22940	+3.07	40.20	37.13
22960	+3.14	40.07	36.93
22980	+3.16	39.93	36.77
23000	+3.15	39.79	36.64
23020	+3.19	39.65	36.45
23040	+3.43	39.50	36.07
23060	+3.65	39.36	35.71
23080	+3.51	39.21	35.70
23100	+3.45	39.06	35.61
23120	+3.34	38.91	35.57
23140	+3.34	38.76	35.42
23160	+3.38	38.60	35.22
23180	+3.31	38.45	35.14
23200	+2.91	38.29	35.38
23220	+2.91	38.13	35.22
23240	+2.99	37.97	34.97
23260	+3.22	37.81	34.59
23280	+3.17	37.65	34.48
23300	+3.21	37.50	34.28
23320	+4.09	37.36	33.26
23340	+4.10	37.22	33.12
23360	+4.04	37.10	33.06
23380	+3.64	36.99	33.35
23400	+3.19	36.89	33.70
23420	+3.01	36.80	33.79
23440	+3.04	36.72	33.68
23460	+3.24	36.65	33.41
23480	+3.81	36.59	32.78
23500	+4.11	36.54	32.43
23520	+4.06	36.50	32.44
23540	+4.55	36.47	31.92
23560	+4.04	36.45	32.42
23580	+4.10	36.44	32.35
23600	+4.38	36.45	32.07
23620	+4.70	36.46	31.76
23640	+4.94	36.48	31.54
23660	+5.17	36.51	31.35
23680	+3.82	36.56	32.74
23700	+4.16	36.61	32.45

50 0 50 100m
SCALE 1:4000 (A3)

LONGSECTION
SCALE 1 : 4000H 1 : 800V

NOT FOR CONSTRUCTION

REV	REVISIONS	DRN	CHK	APP	DATE
D	VARIOUS UPDATES - ISSUED FOR RMA CONSENT	MH	JP	JP	10.10.22
C	ISSUED FOR RMA CONSENT	SS	KW	JP	19.08.22
B	ISSUED FOR CONSENT - DRAFT	SS	KW	JP	20.04.22
A	ISSUED FOR CONSENT - DRAFT	SS	KW	JP	09.12.21

SURVEYED		
DESIGNED	Steve Muller	30.11.21
DRAWN	Steve Muller	30.11.21
CAD REVIEW	Steve Sutton	08.12.21
DESIGN CHECK	Jamie Povall	07.12.21
DESIGN REVIEW	Keith Weale	14.04.22
APPROVED	Jamie Povall	10.10.222
PROF REGISTRATION:		

Stantec

Client: WAKA KOTAHI NZ TRANSPORT AGENCY

WAKA KOTAHI
OTAKI TO NORTH OF LEVIN PROJECT

PLAN AND LONG SECTION
SHEET 10

Status Stamp: **FOR CONSENT**
Date Stamp: **10.10.22**
Scales: AS SHOWN
Drawing No.: 310203848-01-100-C1510
Rev.: D

pw:\\stantec-ap-pw.bentley.com:stantec-ap-pw-01\Documents\New Zealand Clients\NZTA (New Zealand Transport Agency)\310203848 - Otaki to North of Levin DBC\01 - O2NL\100 - Geometric Design\310203848-01-100-C1510



PLAN

SCALE 1 : 4000

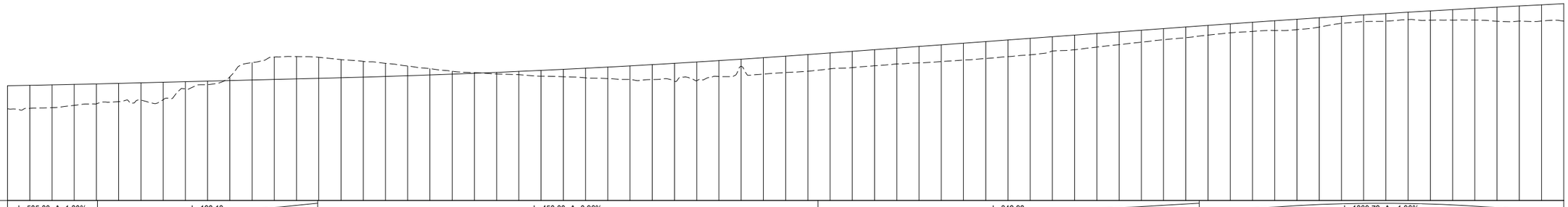

HAD = 16.00

VERTICAL GEOMETRY	L=505.00, Δ=1.30% K=389.27
	L=198.13 G=0.5%
	L=450.00, Δ=0.96% K=470.34
	L=342.98 G=1.5%
	L=1369.72, Δ=-1.96% K=700.00
HORIZONTAL GEOMETRY	R 2400.00 A 505.04
	R 5000.00 A 402.27
	2410.76m 218°25'03"
SUPERELEVATION	

CHAINAGE	-CUT +FILL	FINISHED LEVEL	GROUND LEVEL
23700	+4.16	36.61	32.45
23720	+4.14	36.67	32.53
23740	+4.09	36.75	32.66
23760	+3.76	36.83	33.07
23780	+3.57	36.93	33.36
23800	+3.28	37.03	33.74
23820	+3.11	37.13	34.02
23840	+3.14	37.23	34.09
23860	+1.31	37.33	36.02
23880	+0.64	37.43	36.78
23900	-0.68	37.53	38.20
23920	-3.12	37.63	40.75
23940	-4.02	37.73	41.74
23960	-4.00	37.83	41.83
23980	-3.78	37.93	41.70
24000	-3.26	38.03	41.29
24020	-2.83	38.14	40.98
24040	-2.35	38.27	40.62
24060	-1.74	38.40	40.13
24080	-1.14	38.53	39.68
24100	-0.52	38.68	39.20
24120	-0.11	38.84	38.95
24140	+0.29	39.00	38.71
24160	+0.58	39.17	38.59
24180	+1.04	39.36	38.32
24200	+1.33	39.55	38.22
24220	+1.73	39.74	38.01
24240	+2.07	39.95	37.88
24260	+2.44	40.17	37.73
24280	+2.68	40.39	37.71
24300	+3.18	40.62	37.44
24320	+3.36	40.86	37.50
24340	+2.85	41.11	38.26
24360	+1.29	41.37	40.08
24380	+2.96	41.63	38.67
24400	+2.94	41.91	38.97
24420	+2.99	42.19	39.20
24440	+2.85	42.48	39.63
24460	+2.91	42.77	39.86
24480	+2.88	43.07	40.18
24500	+2.85	43.36	40.51
24520	+2.95	43.65	40.70
24540	+3.00	43.94	40.94
24560	+3.03	44.23	41.21
24580	+3.03	44.52	41.49
24600	+3.00	44.81	41.82
24620	+2.96	45.11	42.14
24640	+2.56	45.40	42.83
24660	+2.62	45.69	43.06
24680	+2.45	45.98	43.53
24700	+2.29	46.27	43.98
24720	+2.15	46.56	44.42
24740	+2.01	46.85	44.85
24760	+1.92	47.15	45.22
24780	+1.74	47.44	45.70
24800	+1.62	47.72	46.10
24820	+1.64	48.00	46.36
24840	+1.76	48.28	46.52
24860	+1.87	48.55	46.68
24880	+1.69	48.81	47.12
24900	+1.27	49.07	47.80
24920	+1.19	49.32	48.13
24940	+1.38	49.57	48.19
24960	+1.33	49.81	48.48
24980	+1.66	50.04	48.38
25000	+1.89	50.27	48.38
25020	+2.10	50.49	48.39
25040	+2.53	50.71	48.18
25060	+2.72	50.92	48.21
25080	+2.91	51.13	48.22
25100	+3.13	51.33	48.20

50 0 50 100m

SCALE 1:4000 (A3)

LONGSECTION

SCALE 1 : 4000H 1 : 800V

NOT FOR CONSTRUCTION

REV	REVISIONS	DRN	CHK	APP	DATE
D	VARIOUS UPDATES - ISSUED FOR RMA CONSENT	MH	JP	JP	10.10.22
C	ISSUED FOR RMA CONSENT	SS	KW	JP	19.08.22
B	ISSUED FOR CONSENT - DRAFT	SS	KW	JP	20.04.22
A	ISSUED FOR CONSENT - DRAFT	SS	KW	JP	09.12.21

SURVEYED		
DESIGNED	Steve Muller	30.11.21
DRAWN	Steve Muller	30.11.21
CAD REVIEW	Steve Sutton	08.12.21
DESIGN CHECK	Jamie Povall	07.12.21
DESIGN REVIEW	Keith Weale	14.04.22
APPROVED	Jamie Povall	10.10.222
PROF REGISTRATION:		

Stantec

Client: WAKA KOTAHI NZ TRANSPORT AGENCY

WAKA KOTAHI
OTAKI TO NORTH OF LEVIN PROJECT

PLAN AND LONG SECTION
SHEET 11

Status Stamp: **FOR CONSENT**

Date Stamp: **10.10.22**

Scales: AS SHOWN

Drawing No.: 310203848-01-100-C1511

Rev.: D

pw:\\stantec-ap-pw.bentley.com:stantec-ap-pw-01\Documents\New Zealand Clients\NZTA (New Zealand Transport Agency)\310203848 - Otaki to North of Levin DBC\01 - O2NL\100 - Geometric Design\310203848-01-100-C1511

PLAN
SCALE 1 : 4000

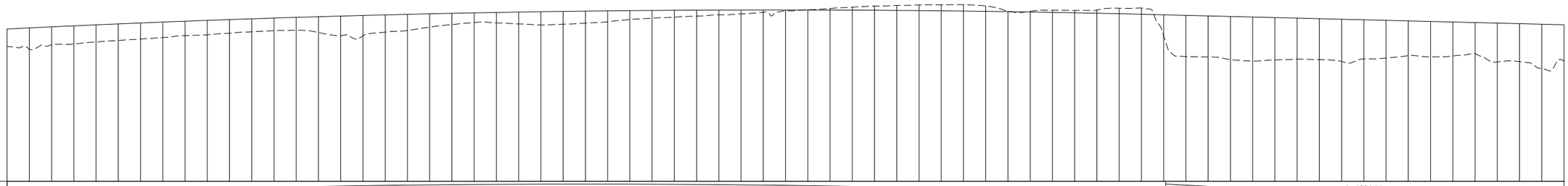

HAD = 24.00

VERTICAL GEOMETRY: L=1369.72, Δ=-1.96%, K=700.00 | L=1931.75, G=-0.5%

HORIZONTAL GEOMETRY: 2410.76m, 218°25'03"

SUPERELEVATION

CHAINAGE	-CUT +FILL	FINISHED LEVEL	GROUND LEVEL
25100	+3.13	51.33	48.20
25120	+3.83	51.52	47.69
25140	+3.22	51.71	48.49
25160	+3.26	51.90	48.64
25180	+3.07	52.07	49.00
25200	+2.97	52.25	49.27
25220	+2.89	52.41	49.53
25240	+2.77	52.57	49.80
25260	+2.59	52.73	50.13
25280	+2.59	52.88	50.29
25300	+2.45	53.02	50.57
25320	+2.33	53.16	50.83
25340	+2.26	53.29	51.03
25360	+2.31	53.42	51.11
25380	+2.84	53.54	50.70
25400	+3.54	53.65	50.12
25420	+3.68	53.76	50.09
25440	+3.10	53.86	50.77
25460	+2.89	53.96	51.07
25480	+2.39	54.05	51.67
25500	+2.02	54.14	52.12
25520	+1.75	54.22	52.48
25540	+1.86	54.30	52.43
25560	+2.14	54.36	52.23
25580	+2.37	54.43	52.05
25600	+2.29	54.49	52.19
25620	+2.15	54.54	52.39
25640	+1.96	54.58	52.62
25660	+1.60	54.62	53.03
25680	+1.39	54.66	53.27
25700	+1.23	54.69	53.46
25720	+1.06	54.71	53.65
25740	+0.87	54.73	53.86
25760	+0.71	54.74	54.03
25780	+0.42	54.75	54.32
25800	+0.17	54.75	54.57
25820	-0.02	54.74	54.77
25840	-0.29	54.73	55.02
25860	-0.53	54.71	55.25
25880	-0.77	54.69	55.46
25900	-0.89	54.66	55.56
25920	-1.01	54.63	55.64
25940	-1.07	54.59	55.66
25960	-1.16	54.55	55.70
25980	-0.97	54.49	55.46
26000	-0.06	54.44	54.50
26020	-0.11	54.38	54.49
26040	-0.38	54.31	54.69
26060	-0.43	54.23	54.66
26080	-0.58	54.15	54.74
26100	-0.99	54.07	55.06
26120	-1.11	53.98	55.09
26140	+3.76	53.88	50.12
26160	+7.39	53.78	46.39
26180	+7.37	53.68	46.31
26200	+7.76	53.58	45.83
26220	+7.92	53.48	45.56
26240	+7.61	53.38	45.78
26260	+7.37	53.28	45.91
26280	+7.35	53.18	45.84
26300	+7.58	53.08	45.50
26320	+7.03	52.98	45.95
26340	+6.77	52.88	46.12
26360	+6.24	52.78	46.54
26380	+6.38	52.68	46.31
26400	+6.09	52.58	46.49
26420	+5.56	52.48	46.92
26440	+6.98	52.38	45.40
26460	+6.79	52.28	45.49
26480	+7.94	52.18	44.24
26500	+6.54	52.08	45.55

50 0 50 100m
SCALE 1:4000 (A3)

LONGSECTION
SCALE 1 : 4000H 1 : 800V

NOT FOR CONSTRUCTION

REV	REVISIONS	DRN	CHK	APP	DATE
D	VARIOUS UPDATES - ISSUED FOR RMA CONSENT	MH	JP	JP	10.10.22
C	ISSUED FOR RMA CONSENT	SS	KW	JP	19.08.22
B	ISSUED FOR CONSENT - DRAFT	SS	KW	JP	20.04.22
A	ISSUED FOR CONSENT - DRAFT	SS	KW	JP	09.12.21

SURVEYED		
DESIGNED	Steve Muller	30.11.21
DRAWN	Steve Muller	30.11.21
CAD REVIEW	Steve Sutton	08.12.21
DESIGN CHECK	Jamie Povall	07.12.21
DESIGN REVIEW	Keith Weale	14.04.22
APPROVED	Jamie Povall	10.10.222
PROF REGISTRATION:		

Stantec

Client: WAKA KOTAHI NZ TRANSPORT AGENCY

WAKA KOTAHI
OTAKI TO NORTH OF LEVIN PROJECT

PLAN AND LONG SECTION
SHEET 12

Status Stamp: **FOR CONSENT**
Date Stamp: **10.10.22**
Scales: AS SHOWN
Drawing No.: 310203848-01-100-C1512
Rev.: D

pw:\\stantec-ap-pw.bentley.com:stantec-ap-pw-01\Documents\New Zealand Clients\NZTA (New Zealand Transport Agency)\310203848 - Otaki to North of Levin DBC\01 - O2NL\100 - Geometric Design\310203848-01-100-C1512

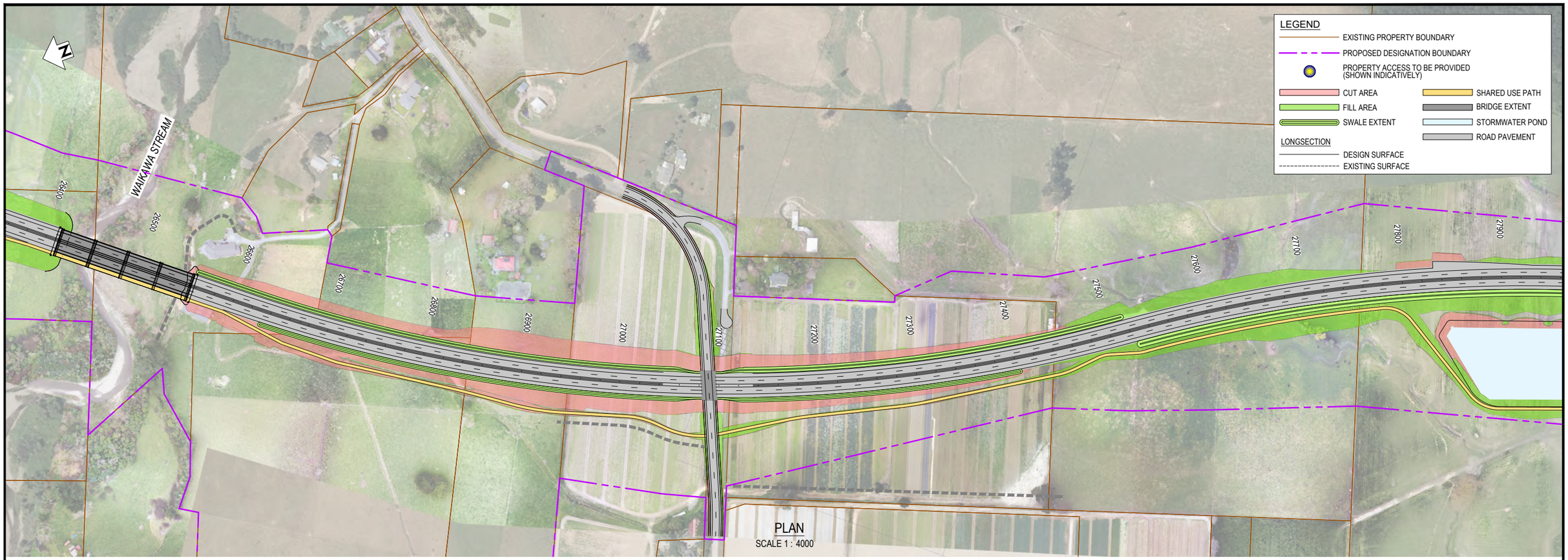

PLAN
SCALE 1 : 4000

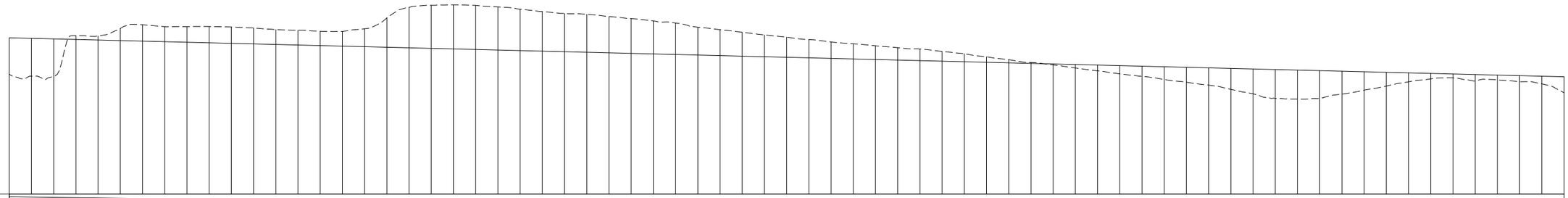

HAD = 24.00

VERTICAL GEOMETRY: L=1931.75, G=-0.5%

HORIZONTAL GEOMETRY: 2410.76m 218°25'03" | S 37.50 | R 1500.00 A 847.82 | S 37.50 | S 37.50 | R 1500.00 A 543.47

SUPERELEVATION: Le = -3.00% 26556.99 Re = 3.00% | Le = -3.00% 26631.99 Re = 3.00% | Le = -3.00% 27479.81 Re = 3.00% | Le = -3.00% 27554.81 Re = 3.00%

CHAINAGE	GROUND LEVEL	FINISHED LEVEL	-CUT +FILL
26500	45.55	52.08	+6.54
26520	45.19	51.98	+6.79
26540	45.11	51.88	+6.77
26560	52.45	51.78	-0.67
26580	52.41	51.68	-0.73
26600	53.76	51.58	-2.18
26620	54.43	51.48	-2.95
26640	54.08	51.38	-2.70
26660	54.10	51.28	-2.82
26680	54.12	51.18	-2.93
26700	54.02	51.08	-2.94
26720	53.85	50.98	-2.86
26740	53.56	50.88	-2.67
26760	53.46	50.78	-2.68
26780	53.26	50.68	-2.58
26800	53.23	50.58	-2.64
26820	53.71	50.48	-3.23
26840	55.65	50.38	-5.27
26860	57.57	50.28	-7.29
26880	57.93	50.18	-7.75
26900	58.01	50.08	-7.93
26920	57.91	49.98	-7.93
26940	57.65	49.88	-7.76
26960	57.23	49.78	-7.45
26980	56.79	49.68	-7.11
27000	56.46	49.58	-6.88
27020	56.31	49.48	-6.83
27040	55.91	49.38	-6.53
27060	55.53	49.28	-6.25
27080	55.12	49.18	-5.94
27100	54.74	49.08	-5.66
27120	54.00	48.98	-5.02
27140	53.54	48.88	-4.66
27160	53.08	48.78	-4.30
27180	52.60	48.68	-3.92
27200	52.20	48.58	-3.62
27220	51.76	48.48	-3.28
27240	51.34	48.38	-2.96
27260	51.00	48.28	-2.72
27280	50.64	48.18	-2.46
27300	50.31	48.08	-2.23
27320	50.07	47.98	-2.09
27340	49.63	47.88	-1.75
27360	49.23	47.78	-1.45
27380	48.67	47.68	-0.99
27400	48.15	47.58	-0.57
27420	47.64	47.48	-0.16
27440	47.20	47.38	+0.18
27460	46.65	47.28	+0.63
27480	46.14	47.18	+1.05
27500	45.60	47.08	+1.48
27520	45.15	46.98	+1.83
27540	44.57	46.88	+2.32
27560	44.10	46.78	+2.68
27580	43.58	46.68	+3.10
27600	42.80	46.58	+3.78
27620	42.00	46.48	+4.48
27640	41.18	46.38	+5.20
27660	41.06	46.28	+5.23
27680	41.23	46.18	+4.95
27700	41.96	46.08	+4.13
27720	42.67	45.98	+3.31
27740	43.41	45.88	+2.47
27760	44.17	45.78	+1.61
27780	44.70	45.68	+0.98
27800	44.90	45.58	+0.68
27820	44.34	45.48	+1.14
27840	44.52	45.38	+0.87
27860	44.20	45.28	+1.08
27880	43.80	45.18	+1.38
27900	42.19	45.08	+2.89

50 0 50 100m
SCALE 1:4000 (A3)

LONGSECTION
SCALE 1 : 4000H 1 : 800V

NOT FOR CONSTRUCTION

REV	REVISIONS	DRN	CHK	APP	DATE
D	VARIOUS UPDATES - ISSUED FOR RMA CONSENT	MH	JP	JP	10.10.22
C	ISSUED FOR RMA CONSENT	SS	KW	JP	19.08.22
B	ISSUED FOR CONSENT - DRAFT	SS	KW	JP	20.04.22
A	ISSUED FOR CONSENT - DRAFT	SS	KW	JP	09.12.21

SURVEYED		
DESIGNED	Steve Muller	30.11.21
DRAWN	Steve Muller	30.11.21
CAD REVIEW	Steve Sutton	08.12.21
DESIGN CHECK	Jamie Povall	07.12.21
DESIGN REVIEW	Keith Weale	14.04.22
APPROVED	Jamie Povall	10.10.222
PROF REGISTRATION:		

Stantec

Client: WAKA KOTAHI NZ TRANSPORT AGENCY

WAKA KOTAHI
OTAKI TO NORTH OF LEVIN PROJECT

PLAN AND LONG SECTION
SHEET 13

Status Stamp: **FOR CONSENT**
Date Stamp: **10.10.22**
Scales: AS SHOWN
Drawing No.: 310203848-01-100-C1513
Rev.: D

pw:\\stantec-ap-pw.bentley.com:stantec-ap-pw-01\Documents\New Zealand Clients\NZTA (New Zealand Transport Agency)\310203848 - Otaki to North of Levin DBC\01 - O2NL\100 - Geometric Design\310203848-01-100-C1513

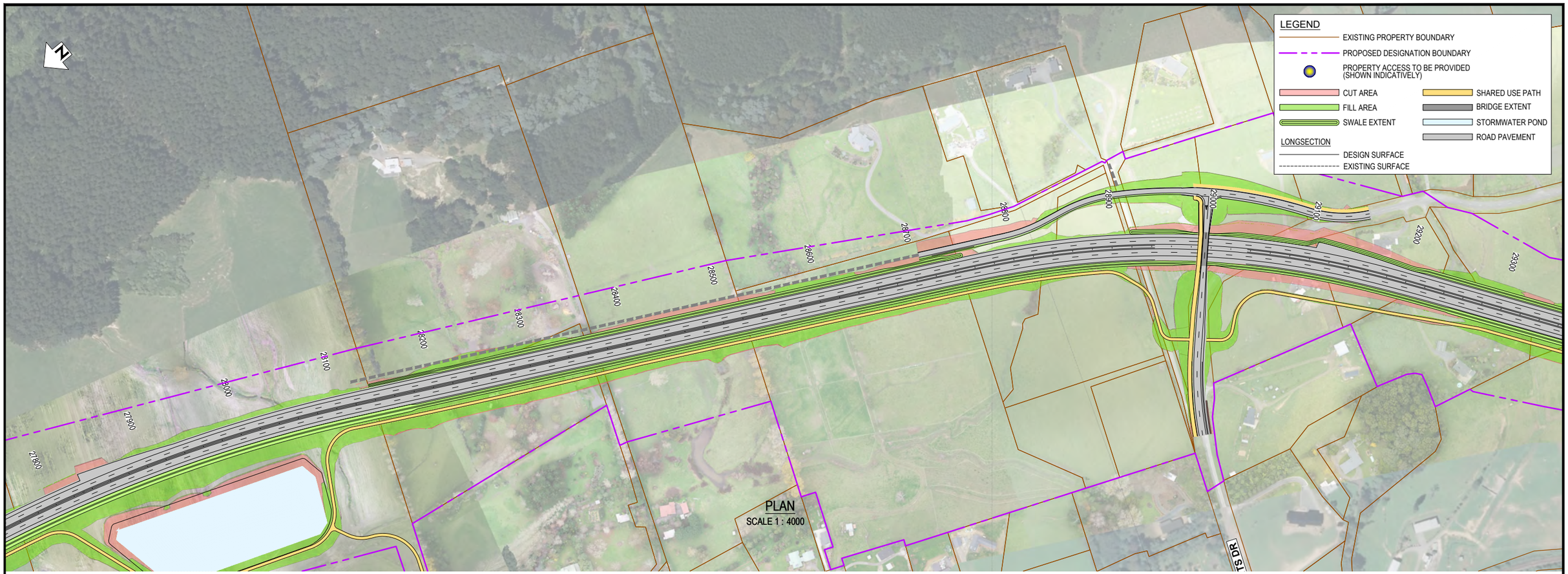

PLAN
SCALE 1 : 4000

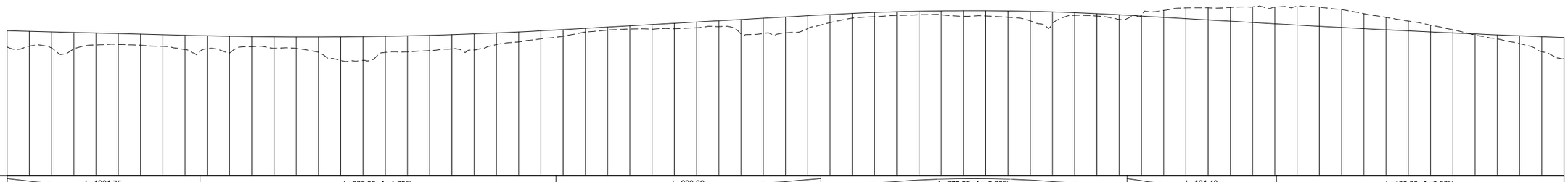

HAD = 19.00

VERTICAL GEOMETRY	L=1931.75 G=-0.5%	L=320.00, Δ=1.63% K=195.99	L=238.32 G=1.1%	L=275.30, Δ=-2.29% K=120.00	L=134.40 G=-1.2%	L=400.00, Δ=0.66% K=604.75
HORIZONTAL GEOMETRY	R 1500.00 A 543.47	S 37.50	598.17m 206°47'31"	S 65.00	R 850.00 A 355.14	S 65.00	291.13m 235°06'43"
SUPERELEVATION	Le = -3.00% 28098.29 Re = -3.00%	Le = -3.00% 28173.29 Re = -3.00%	Le = -3.00% 28634.95 Re = -3.00%	Le = 5.00% 28798.95 Re = -5.00%	Le = 5.00% 29154.09 Re = -5.00%	Le = -3.00% 29258.09 Re = -3.00%

CHAINAGE	-CUT +FILL	FINISHED LEVEL	GROUND LEVEL
27900	+2.89	45.08	42.19
27920	+2.66	44.98	42.32
27940	+2.90	44.88	41.98
27960	+2.95	44.78	41.83
27980	+2.13	44.68	42.55
28000	+1.95	44.58	42.64
28020	+1.99	44.48	42.49
28040	+2.11	44.38	42.28
28060	+2.56	44.28	41.72
28080	+2.33	44.18	41.85
28100	+2.99	44.10	41.11
28120	+1.81	44.04	42.22
28140	+2.07	43.99	41.92
28160	+2.07	43.97	41.91
28180	+2.73	43.97	41.24
28200	+4.25	43.99	39.74
28220	+4.27	44.03	39.76
28240	+2.89	44.09	41.19
28260	+2.86	44.17	41.30
28280	+2.74	44.27	41.53
28300	+2.56	44.39	41.83
28320	+2.90	44.53	41.64
28340	+2.07	44.69	42.62
28360	+1.79	44.88	43.08
28380	+1.44	45.08	43.64
28400	+1.18	45.30	44.12
28420	+0.67	45.53	44.86
28440	+0.55	45.75	45.20
28460	+0.58	45.98	45.40
28480	+0.82	46.21	45.39
28500	+0.99	46.43	45.44
28520	+1.03	46.66	45.63
28540	+1.05	46.89	45.84
28560	+2.60	47.11	44.51
28580	+2.74	47.34	44.60
28600	+2.86	47.57	44.71
28620	+2.30	47.79	45.49
28640	+1.46	48.02	46.56
28660	+0.85	48.21	47.36
28680	+0.75	48.37	47.63
28700	+0.66	48.50	47.85
28720	+0.62	48.60	47.98
28740	+0.69	48.66	47.97
28760	+1.00	48.69	47.69
28780	+0.94	48.69	47.75
28800	+1.12	48.65	47.53
28820	+1.72	48.58	46.86
28840	+2.12	48.48	46.36
28860	+0.50	48.34	47.84
28880	+0.43	48.17	47.74
28900	+0.85	47.97	47.12
28920	-0.19	47.74	47.93
28940	-1.26	47.50	48.76
28960	-1.95	47.27	49.22
28980	-2.19	47.04	49.24
29000	-2.49	46.81	49.30
29020	-2.82	46.58	49.40
29040	-3.01	46.34	49.36
29060	-3.36	46.11	49.48
29080	-3.44	45.89	49.33
29100	-3.22	45.67	48.90
29120	-2.71	45.47	48.18
29140	-2.24	45.26	47.50
29160	-1.77	45.07	46.83
29180	-1.23	44.88	46.10
29200	-0.58	44.69	45.27
29220	+0.20	44.52	44.32
29240	+0.70	44.35	43.64
29260	+1.41	44.18	42.77
29280	+2.68	44.03	41.34
29300	+3.78	43.88	40.10

50 0 50 100m
SCALE 1:4000 (A3)

LONGSECTION
SCALE 1 : 4000H 1 : 800V

NOT FOR CONSTRUCTION

REV	REVISIONS	DRN	CHK	APP	DATE
D	VARIOUS UPDATES - ISSUED FOR RMA CONSENT	MH	JP	JP	10.10.22
C	ISSUED FOR RMA CONSENT	SS	KW	JP	19.08.22
B	ISSUED FOR CONSENT - DRAFT	SS	KW	JP	20.04.22
A	ISSUED FOR CONSENT - DRAFT	SS	KW	JP	09.12.21

SURVEYED		
DESIGNED	Steve Muller	30.11.21
DRAWN	Steve Muller	30.11.21
CAD REVIEW	Steve Sutton	08.12.21
DESIGN CHECK	Jamie Povall	07.12.21
DESIGN REVIEW	Keith Weale	14.04.22
APPROVED	Jamie Povall	10.10.222
PROF REGISTRATION:		

Stantec

Client: WAKA KOTAHI NZ TRANSPORT AGENCY

WAKA KOTAHI
OTAKI TO NORTH OF LEVIN PROJECT

PLAN AND LONG SECTION
SHEET 14

Status Stamp: **FOR CONSENT**
Date Stamp: **10.10.22**
Scales: AS SHOWN
Drawing No.: 310203848-01-100-C1514
Rev.: D

pw:\\stantec-ap-pw.bentley.com:stantec-ap-pw-01\Documents\New Zealand Clients\NZTA (New Zealand Transport Agency)\310203848 - Otaki to North of Levin DBC\01 - O2NL\100 - Geometric Design\310203848-01-100-C1514

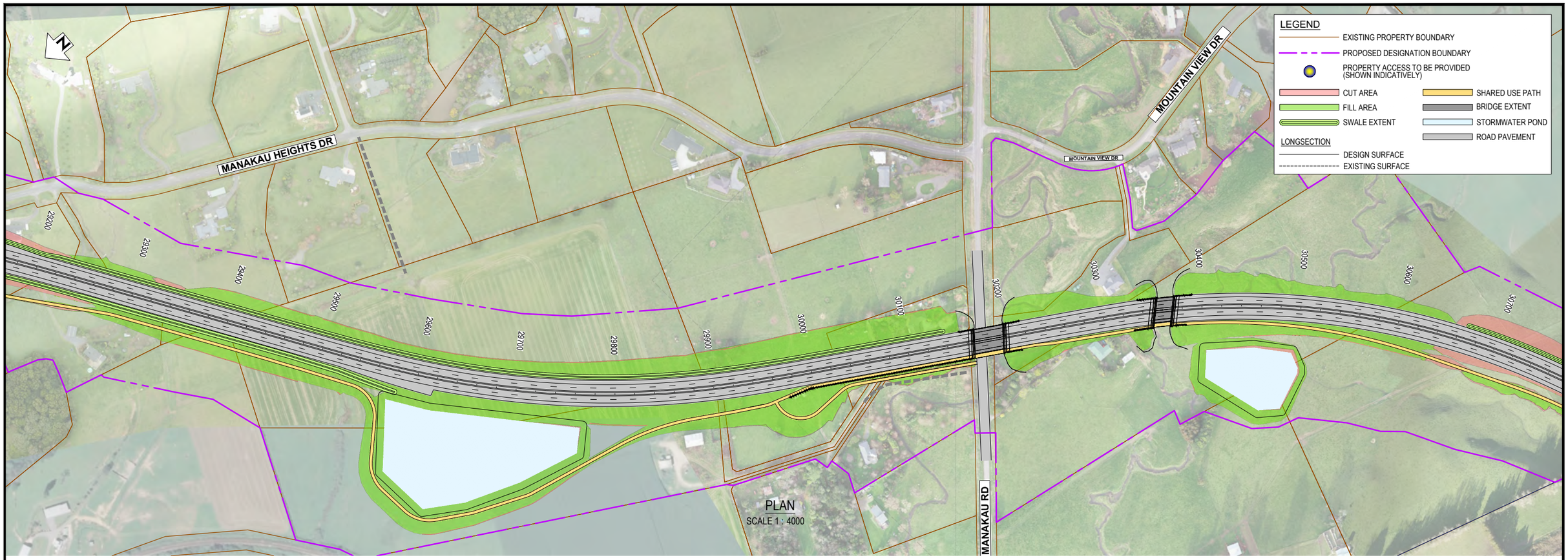

PLAN
SCALE 1 : 4000

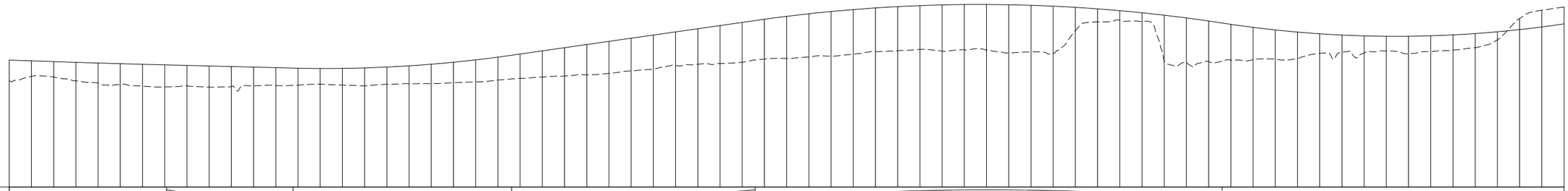

HAD = 21.00

VERTICAL GEOMETRY	L=400.00, Δ=0.66% K=604.75 / L=113.97 G=-0.5% / L=196.82, Δ=3.35% K=58.69 / L=219.34 G=2.9% / L=420.46, Δ=-5.92% K=71.00 / L=0.00 G=-3.1% / L=389.42, Δ=7.64% K=51.00
HORIZONTAL GEOMETRY	291.13m 235°06'43" / S 65.00 / R 900.00 A 346.54 / S 65.00 / 153.25m 208°54'46" / 127.06m 208°53'06" / S 75.00 / R 750.00 A 769.81
SUPERELEVATION	Le = -3.00% 29471.22 Re = 3.00% / Le = -5.00% 29575.22 Re = 5.00% / Le = -5.00% 29921.75 Re = 5.00% / Le = -3.00% 30035.75 Re = -3.00% / Le = -3.00% 30229.56 Re = 3.00% / Le = 6.00% 30342.06 Re = -6.00%

CHAINAGE	GROUND LEVEL	FINISHED LEVEL	-CUT +FILL
29300	40.10	43.88	+3.78
29320	40.94	43.73	+2.80
29340	40.82	43.60	+2.78
29360	40.13	43.47	+3.33
29380	39.74	43.34	+3.60
29400	39.51	43.22	+3.72
29420	39.17	43.11	+3.94
29440	39.04	43.01	+3.97
29460	39.23	42.91	+3.68
29480	39.01	42.81	+3.80
29500	39.11	42.71	+3.60
29520	39.25	42.61	+3.36
29540	39.31	42.51	+3.20
29560	39.35	42.41	+3.06
29580	39.55	42.36	+2.82
29600	39.38	42.38	+3.00
29620	39.24	42.46	+3.23
29640	39.53	42.62	+3.09
29660	39.62	42.84	+3.22
29680	39.63	43.13	+3.50
29700	39.80	43.49	+3.68
29720	39.93	43.92	+3.99
29740	40.28	44.41	+4.13
29760	40.57	44.97	+4.40
29780	40.82	45.54	+4.72
29800	40.99	46.11	+5.12
29820	41.22	46.68	+5.46
29840	41.47	47.25	+5.78
29860	41.94	47.82	+5.89
29880	42.25	48.39	+6.14
29900	42.88	48.96	+6.08
29920	43.12	49.53	+6.42
29940	43.27	50.11	+6.84
29960	43.48	50.68	+7.19
29980	44.06	51.24	+7.18
30000	44.16	51.76	+7.60
30020	44.44	52.22	+7.78
30040	44.58	52.63	+8.05
30060	44.94	52.98	+8.04
30080	45.42	53.27	+7.86
30100	45.55	53.51	+7.96
30120	45.81	53.69	+7.88
30140	45.48	53.82	+8.34
30160	45.73	53.89	+8.16
30180	45.71	53.90	+8.19
30200	45.20	53.85	+8.66
30220	45.34	53.75	+8.41
30240	45.05	53.60	+8.55
30260	49.15	53.38	+4.23
30280	50.78	53.11	+2.34
30300	51.08	52.79	+1.71
30320	50.87	52.41	+1.54
30340	43.64	51.97	+8.33
30360	43.51	51.47	+7.96
30380	43.62	50.92	+7.30
30400	43.85	50.32	+6.48
30420	43.93	49.78	+5.85
30440	44.02	49.31	+5.29
30460	44.17	48.93	+4.76
30480	45.10	48.62	+3.52
30500	45.27	48.39	+3.12
30520	45.17	48.24	+3.07
30540	45.52	48.17	+2.65
30560	44.97	48.17	+3.20
30580	45.39	48.25	+2.86
30600	45.68	48.42	+2.74
30620	46.11	48.66	+2.55
30640	47.50	48.98	+1.47
30660	51.37	49.37	-1.99
30680	52.88	49.85	-3.02
30700	53.44	50.41	-3.03

50 0 50 100m
SCALE 1:4000 (A3)

LONGSECTION
SCALE 1 : 4000H 1 : 800V

NOT FOR CONSTRUCTION

REV	REVISIONS	DRN	CHK	APP	DATE
D	VARIOUS UPDATES - ISSUED FOR RMA CONSENT	MH	JP	JP	10.10.22
C	ISSUED FOR RMA CONSENT	SS	KW	JP	19.08.22
B	ISSUED FOR CONSENT - DRAFT	SS	KW	JP	20.04.22
A	ISSUED FOR CONSENT - DRAFT	SS	KW	JP	09.12.21

SURVEYED		
DESIGNED	Steve Muller	30.11.21
DRAWN	Steve Muller	30.11.21
CAD REVIEW	Steve Sutton	08.12.21
DESIGN CHECK	Jamie Povall	07.12.21
DESIGN REVIEW	Keith Weale	14.04.22
APPROVED	Jamie Povall	10.10.222
PROF REGISTRATION:		

Stantec

Client: WAKA KOTAHI NZ TRANSPORT AGENCY

WAKA KOTAHI
OTAKI TO NORTH OF LEVIN PROJECT

PLAN AND LONG SECTION
SHEET 15

Status Stamp: **FOR CONSENT**
Date Stamp: **10.10.22**
Scales: AS SHOWN
Drawing No.: 310203848-01-100-C1515
Rev.: D

pw:\\stantec-ap-pw.bentley.com:stantec-ap-pw-01\Documents\New Zealand Clients\NZTA (New Zealand Transport Agency)\310203848 - Otaki to North of Levin DBC\01 - O2NL\100 - Geometric Design\310203848-01-100-C1515

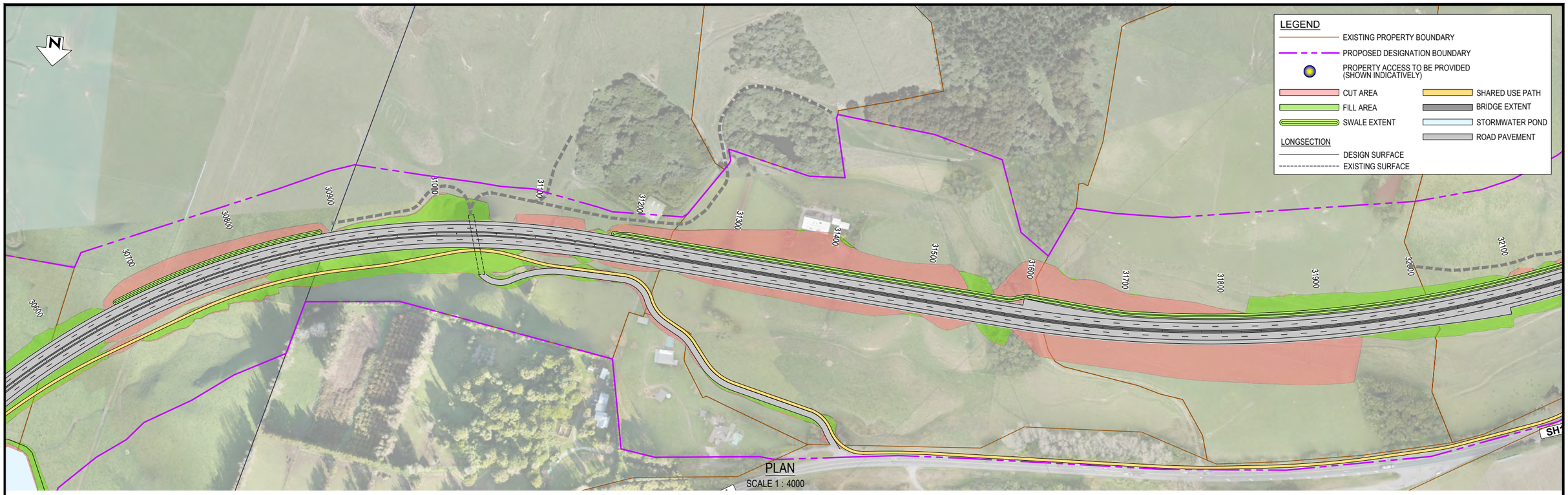

PLAN

SCALE 1 : 4000

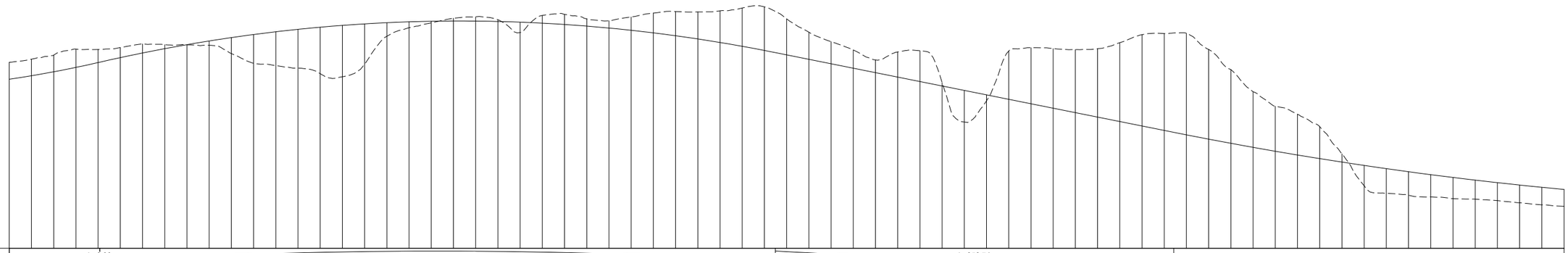

HAD = 20.00

VERTICAL GEOMETRY: L=389.42, Δ=7.64% K=51.00 | L=0.00 G=4.6% | L=608.29, Δ=-8.57% K=71.00 | L=358.74 G=-4.0% | L=693.00, Δ=4.25% K=163.06

HORIZONTAL GEOMETRY: R 750.00 A 769.81 | S 75.00 | 369.24m 273°25'25" | S 50.00 | R 1250.00 A 965.04

SUPERELEVATION: Le = 6.00% 31111.87 Re = -6.00% | Le = 3.00% 31224.37 Re = -3.00% | Le = 3.00% 31516.62 Re = -3.00% | Le = -4.00% 31616.12 Re = 4.00%

CHAINAGE	-CUT +FILL	FINISHED LEVEL	GROUND LEVEL
30700	-3.03	50.41	53.44
30720	-2.98	51.04	54.02
30740	-3.00	51.75	54.75
30760	-3.29	52.54	55.83
30780	-2.35	53.41	55.76
30800	-1.81	54.30	56.11
30820	-1.63	55.13	56.76
30840	-0.72	55.91	56.63
30860	+0.02	56.63	56.60
30880	+0.77	57.29	56.52
30900	+2.88	57.90	55.02
30920	+5.17	58.45	53.28
30940	+6.09	58.95	52.85
30960	+6.97	59.39	52.41
30980	+8.37	59.77	51.40
31000	+9.23	60.10	50.86
31020	+7.23	60.37	53.14
31040	+2.44	60.58	58.14
31060	+1.06	60.74	59.68
31080	+0.30	60.84	60.54
31100	-0.50	60.88	61.38
31120	-0.78	60.87	61.65
31140	-0.30	60.80	61.10
31160	+1.87	60.68	58.81
31180	-1.38	60.50	61.87
31200	-1.82	60.26	62.08
31220	-1.29	59.97	61.26
31240	-1.32	59.62	60.93
31260	-2.40	59.21	61.61
31280	-3.56	58.75	62.30
31300	-4.36	58.23	62.59
31320	-4.86	57.65	62.51
31340	-5.69	57.02	62.71
31360	-6.89	56.34	63.22
31380	-7.85	55.59	63.44
31400	-6.48	54.80	61.28
31420	-4.88	54.00	58.88
31440	-3.98	53.20	57.18
31460	-3.28	52.40	55.68
31480	-2.28	51.60	53.88
31500	-4.52	50.80	55.31
31520	-5.54	50.00	55.54
31540	-0.60	49.20	49.80
31560	+5.68	48.40	42.71
31580	+1.08	47.60	46.52
31600	-8.68	46.80	55.48
31620	-10.08	46.00	56.08
31640	-10.73	45.20	55.93
31660	-11.34	44.40	55.74
31680	-12.31	43.60	55.90
31700	-14.18	42.80	56.98
31720	-16.43	42.00	58.42
31740	-17.43	41.20	58.63
31760	-18.28	40.40	58.68
31780	-16.13	39.63	55.76
31800	-13.26	38.88	52.13
31820	-10.00	38.15	48.16
31840	-8.09	37.45	45.55
31860	-7.32	36.78	44.10
31880	-5.76	36.13	41.89
31900	-1.48	35.50	36.98
31920	+3.62	34.90	31.28
31940	+4.43	34.32	29.90
31960	+4.23	33.77	29.54
31980	+4.00	33.24	29.24
32000	+3.81	32.74	28.92
32020	+3.42	32.26	28.83
32040	+3.23	31.80	28.58
32060	+3.19	31.37	28.19
32080	+3.16	30.97	27.81
32100	+3.04	30.58	27.55

50 0 50 100m

SCALE 1:4000 (A3)

LONGSECTION

SCALE 1 : 4000H 1 : 800V

NOT FOR CONSTRUCTION

REV	REVISIONS	DRN	CHK	APP	DATE
D	VARIOUS UPDATES - ISSUED FOR RMA CONSENT	MH	JP	JP	10.10.22
C	ISSUED FOR RMA CONSENT	SS	KW	JP	19.08.22
B	ISSUED FOR CONSENT - DRAFT	SS	KW	JP	20.04.22
A	ISSUED FOR CONSENT - DRAFT	SS	KW	JP	09.12.21

SURVEYED		
DESIGNED	Steve Muller	30.11.21
DRAWN	Steve Muller	30.11.21
CAD REVIEW	Steve Sutton	08.12.21
DESIGN CHECK	Jamie Povall	07.12.21
DESIGN REVIEW	Keith Weale	14.04.22
APPROVED	Jamie Povall	10.10.222
PROF REGISTRATION:		

Stantec

Client: WAKA KOTAHI NZ TRANSPORT AGENCY

WAKA KOTAHI
OTAKI TO NORTH OF LEVIN PROJECT

PLAN AND LONG SECTION
SHEET 16

Status Stamp: **FOR CONSENT**

Date Stamp: **10.10.22**

Scales: AS SHOWN

Drawing No.: 310203848-01-100-C1516

Rev.: D

pw:\\stantec-ap-pw.bentley.com:stantec-ap-pw-01\Documents\New Zealand Clients\NZTA (New Zealand Transport Agency)\310203848 - Otaki to North of Levin DBC\01 - O2NL\100 - Geometric Design\310203848-01-100-C1516

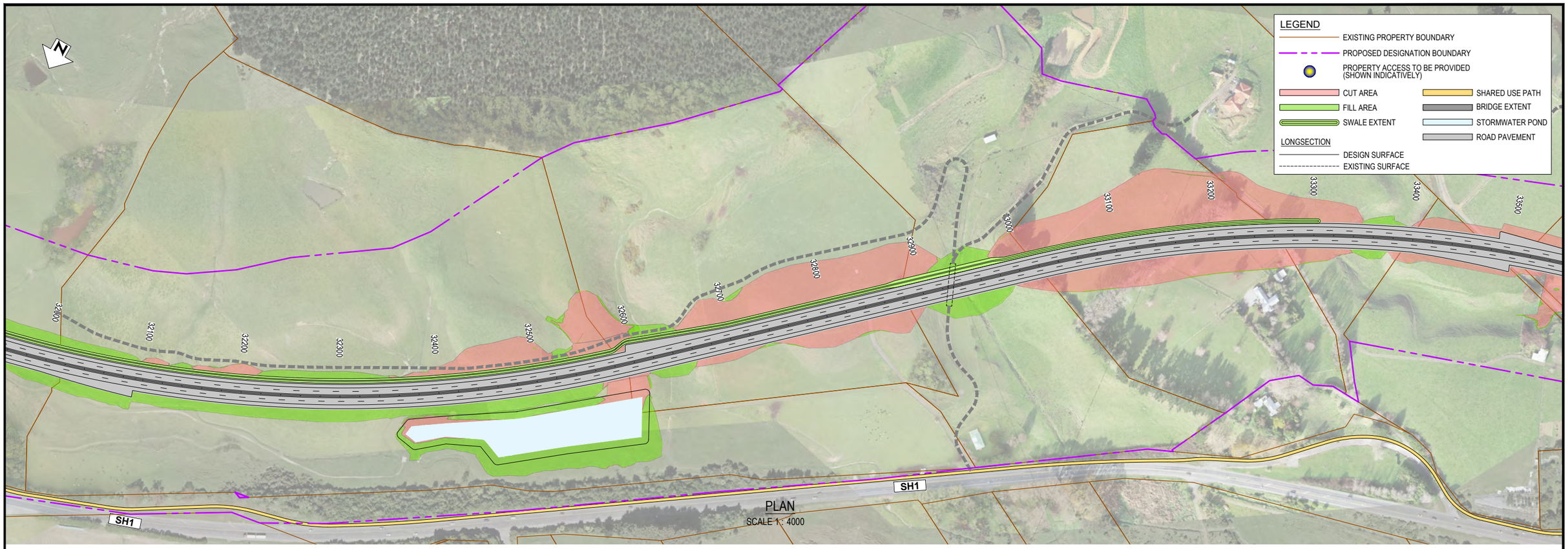

PLAN
SCALE 1 : 4000

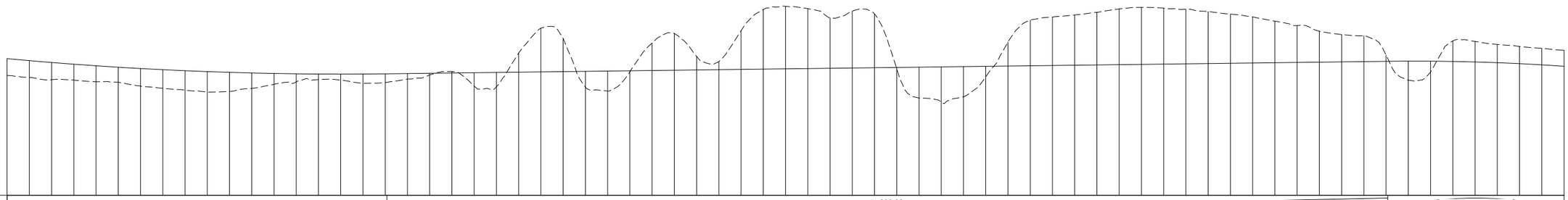

HAD = 6.00

| | | |

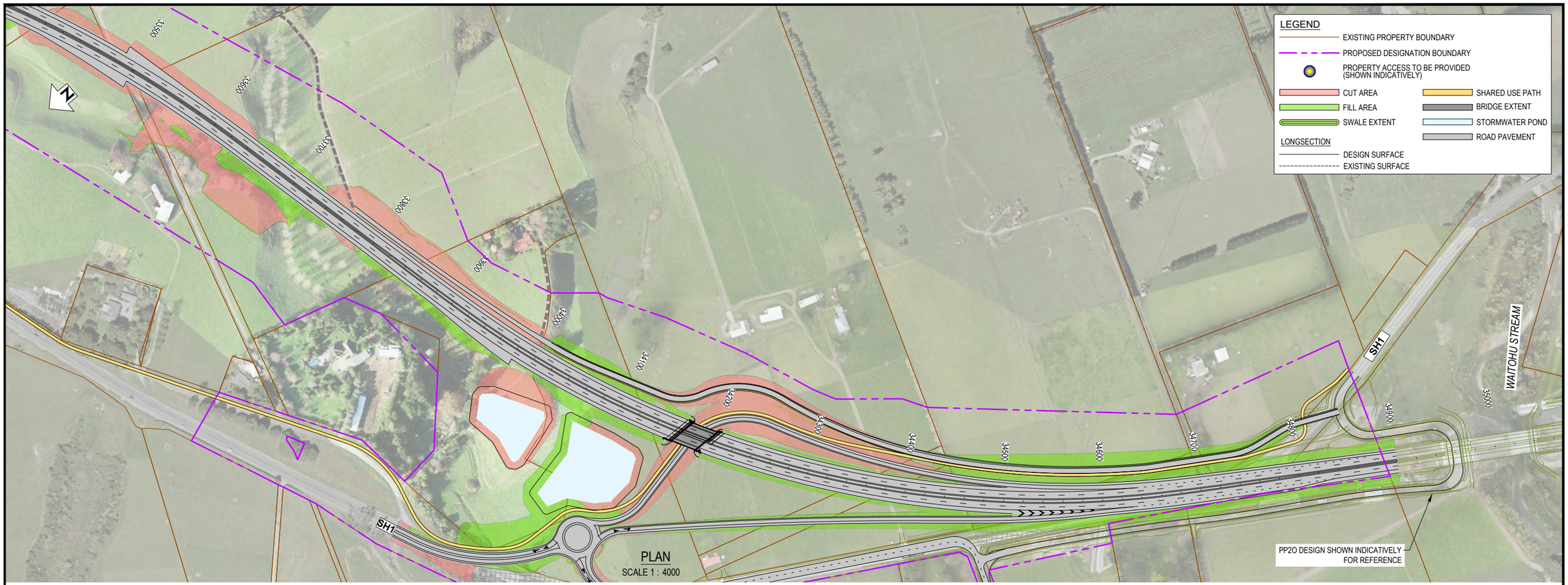

PLAN
SCALE 1 : 4000

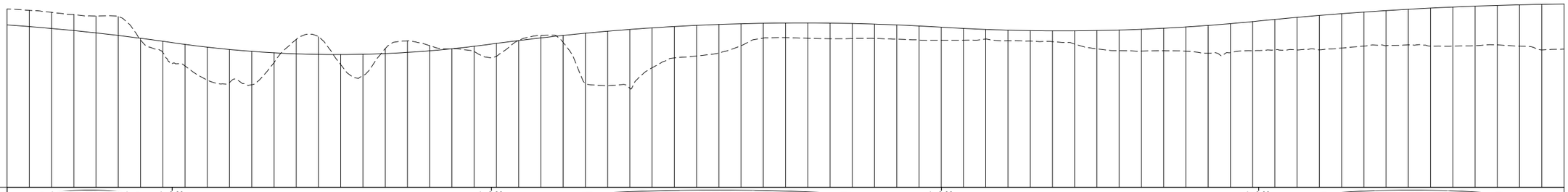

HAD = 0.00

VERTICAL GEOMETRY	L=306.97, Δ=-3.15% K=97.30 / L=0.00 G=-2.9% / L=287.07, Δ=5.63% K=51.00 / L=0.00 G=2.7% / L=404.64, Δ=-3.95% K=102.49 / L=0.00 G=-1.2% / L=285.18, Δ=3.23% K=88.23 / L=0.00 G=2.0% / L=575.87, Δ=-3.75% K=153.50
HORIZONTAL GEOMETRY	R 1200.00 A 565.01 / S 50.00 / 212.48m 256°15'43" / S 65.00 / R 1000.00 A 727.24 / S 65.00 / 594.33m 210°52'12"
SUPERELEVATION	Le = 4.00% 33603.01 Re = -4.00% / Le = -3.00% 33669.57 Re = -3.00% / Le = -3.00% 33816.55 Re = -3.00% / Le = -3.00% 33930.55 Re = 5.00% / Le = -5.00% 34657.79 Re = 5.00% / Le = -3.00% 34761.79 Re = -3.00%

CHAINAGE	-CUT +FILL	FINISHED LEVEL	GROUND LEVEL
33500	-2.88	29.22	32.10
33520	-2.92	28.92	31.84
33540	-2.91	28.58	31.49
33560	-2.89	28.20	31.09
33580	-3.04	27.78	30.83
33600	-3.41	27.32	30.74
33620	+0.34	26.82	26.48
33640	+2.01	26.28	24.27
33660	+3.88	25.72	21.83
33680	+5.92	25.22	19.30
33700	+5.96	24.80	18.84
33720	+6.02	24.46	18.44
33740	+1.80	24.20	22.40
33760	-2.61	24.02	26.62
33780	-3.18	23.91	27.09
33800	+1.80	23.89	22.08
33820	+3.84	23.94	20.09
33840	-0.87	24.07	24.94
33860	-2.08	24.28	26.35
33880	-0.93	24.56	25.49
33900	+0.01	24.93	24.92
33920	+0.93	25.38	24.44
33940	+2.34	25.90	23.56
33960	0.00	26.41	26.41
33980	-0.44	26.89	27.33
34000	+1.25	27.33	26.08
34020	+9.04	27.73	18.69
34040	+9.82	28.09	18.27
34060	+10.60	28.41	17.81
34080	+7.16	28.69	21.53
34100	+5.66	28.94	23.28
34120	+5.51	29.14	23.63
34140	+5.13	29.31	24.17
34160	+3.96	29.43	25.48
34180	+2.66	29.52	26.86
34200	+2.62	29.57	26.94
34220	+2.75	29.58	26.83
34240	+2.82	29.55	26.73
34260	+2.70	29.48	26.78
34280	+2.57	29.37	26.80
34300	+2.56	29.22	26.66
34320	+2.53	29.04	26.51
34340	+2.35	28.81	26.46
34360	+2.11	28.59	26.48
34380	+1.73	28.41	26.68
34400	+1.90	28.28	26.38
34420	+1.88	28.19	26.32
34440	+1.94	28.15	26.21
34460	+2.39	28.16	25.77
34480	+3.30	28.21	24.91
34500	+3.70	28.30	24.60
34520	+3.93	28.44	24.51
34540	+4.05	28.63	24.57
34560	+4.37	28.86	24.49
34580	+5.01	29.13	24.12
34600	+5.21	29.45	24.24
34620	+5.23	29.82	24.59
34640	+5.47	30.21	24.74
34660	+5.87	30.58	24.71
34680	+6.19	30.93	24.74
34700	+6.19	31.24	25.05
34720	+6.12	31.54	25.41
34740	+6.32	31.80	25.48
34760	+6.42	32.04	25.62
34780	+6.85	32.25	25.41
34800	+7.04	32.44	25.40
34820	+7.12	32.60	25.48
34840	+7.10	32.74	25.63
34860	+7.45	32.84	25.40
34880	+8.21	32.93	24.72
34900	+8.12	32.98	24.86

50 0 50 100m
SCALE 1:4000 (A3)

LONGSECTION
SCALE 1 : 4000H 1 : 800V

NOT FOR CONSTRUCTION

REV	REVISIONS	DRN	CHK	APP	DATE
D	VARIOUS UPDATES - ISSUED FOR RMA CONSENT	MH	JP	JP	10.10.22
C	ISSUED FOR RMA CONSENT	SS	KW	JP	19.08.22
B	ISSUED FOR CONSENT - DRAFT	SS	KW	JP	20.04.22
A	ISSUED FOR CONSENT - DRAFT	SS	KW	JP	09.12.21

SURVEYED		
DESIGNED	Steve Muller	30.11.21
DRAWN	Steve Muller	30.11.21
CAD REVIEW	Steve Sutton	08.12.21
DESIGN CHECK	Jamie Povall	07.12.21
DESIGN REVIEW	Keith Weale	14.04.22
APPROVED	Jamie Povall	10.10.222
PROF REGISTRATION:		

Stantec

Client: WAKA KOTAHI NZ TRANSPORT AGENCY

WAKA KOTAHI
OTAKI TO NORTH OF LEVIN PROJECT

PLAN AND LONG SECTION
SHEET 18

Status Stamp: **FOR CONSENT**
Date Stamp: **10.10.22**
Scales: AS SHOWN
Drawing No.: 310203848-01-100-C1518
Rev.: D

pw:\\stantec-ap-pw.bentley.com:stantec-ap-pw-01\Documents\New Zealand Clients\NZTA (New Zealand Transport Agency)\310203848 - Otaki to North of Levin DBC\01 - O2NL\100 - Geometric Design\310203848-01-100-C1518

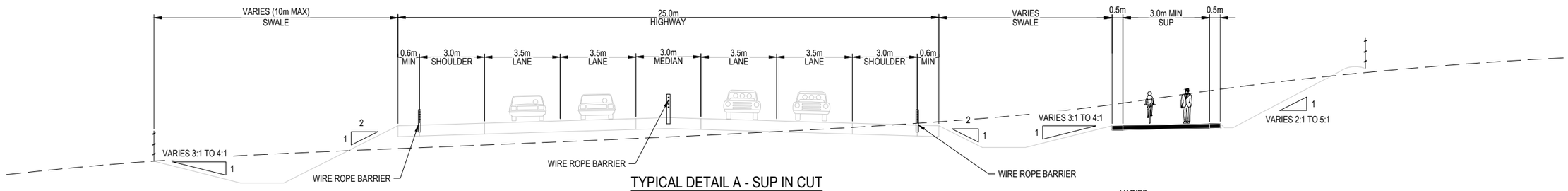

TYPICAL DETAIL A - SUP IN CUT

SCALE 1 : 200 (A3)

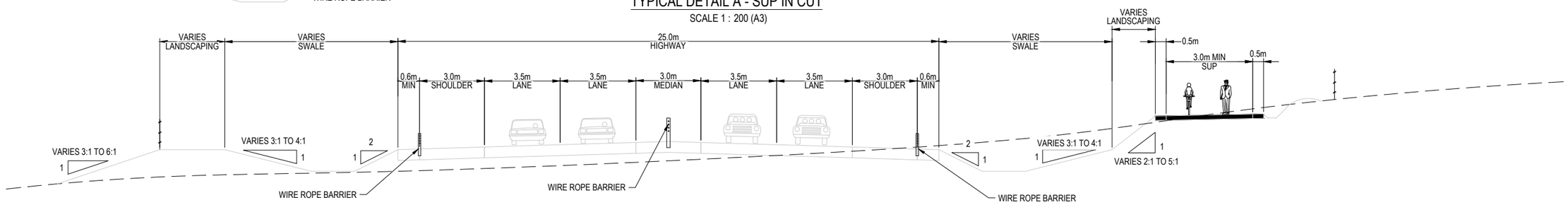

TYPICAL DETAIL B - SUP AT GRADE

SCALE 1 : 200 (A3)

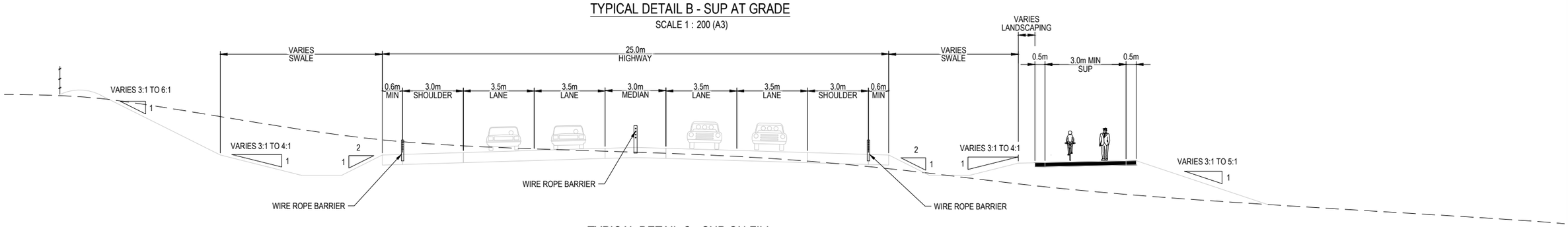

TYPICAL DETAIL C - SUP ON FILL

SCALE 1 : 200 (A3)

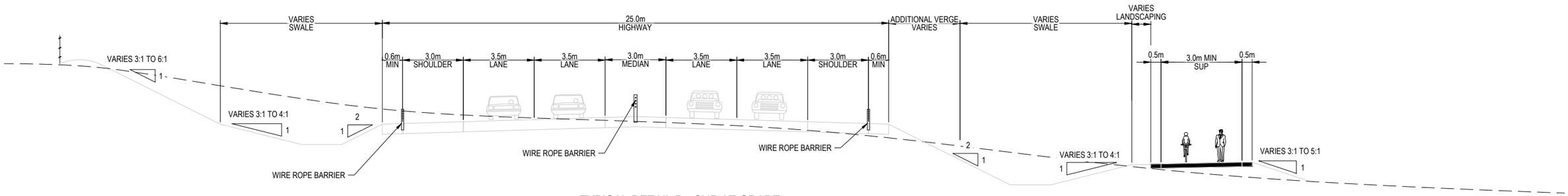

TYPICAL DETAIL D - SUP AT GRADE

SCALE 1 : 200 (A3)

NOT FOR CONSTRUCTION

REV	REVISIONS	DRN	CHK	APP	DATE
E	ISSUED FOR RMA CONSENT	SS	KW	JP	19.08.22
D	ISSUED FOR CONSENT - DRAFT	SS	KW	JP	20.04.22
C	ISSUED FOR CONSENT - DRAFT	SS	KW	JP	09.12.21
B	ISSUED FOR CONSENTING - DRAFT REVIEW	SS	KW	JP	30.08.21
A	ISSUED FOR DBC	SS	KW	JP	18.06.21

SURVEYED		
DESIGNED	Steve Muller	18.06.21
DRAWN	Reid Hermansen	18.06.21
CAD REVIEW	Steve Sutton	18.06.21
DESIGN CHECK	Jamie Povall	07.12.21
DESIGN REVIEW	Keith Weale	14.04.22
APPROVED	Jamie Povall	19.08.22
PROF REGISTRATION:		

Stantec

Client: WAKA KOTAHI NZ TRANSPORT AGENCY

WAKA KOTAHI
OTAKI TO NORTH OF LEVIN PROJECT

TYPICAL SECTIONS
SHEET 1

Status Stamp: **FOR CONSENT**

Date Stamp: **19.08.22**

Scales: AS SHOWN

Drawing No.: 310203848-01-100-C2000

Rev.: E

pw:\\stantec-ap-pw.bentley.com:stantec-ap-pw-01\Documents\New Zealand Clients\NZTA (New Zealand Transport Agency)\310203848 - Otaki to North of Levin DBC\01 - O2NL\100 - Geometric Design\310203848-01-100-C2000

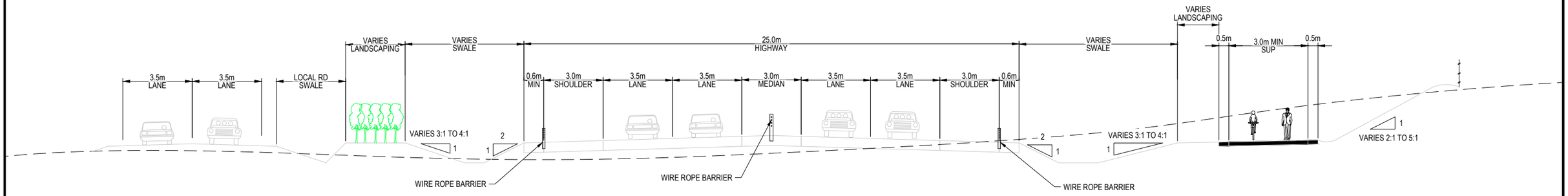

TYPICAL DETAIL I - HIGHWAY WITH LOCAL ROAD AND LANDSCAPING

SCALE 1 : 200 (A3)

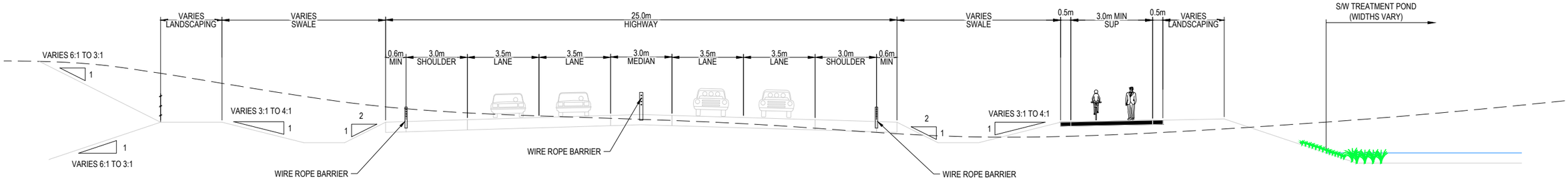

TYPICAL DETAIL K - HIGHWAY WITH NEAR S/W TREATMENT FACILITY

SCALE 1 : 200 (A3)

NOT FOR CONSTRUCTION

REV	REVISIONS	DRN	CHK	APP	DATE
E	ISSUED FOR RMA CONSENT	SS	KW	JP	19.08.22
D	ISSUED FOR CONSENT - DRAFT	SS	KW	JP	20.04.22
C	ISSUED FOR CONSENT - DRAFT	SS	KW	JP	09.12.21
B	ISSUED FOR CONSENTING - DRAFT REVIEW	SS	KW	JP	30.08.21
A	ISSUED FOR DBC	SS	KW	JP	18.06.21

SURVEYED		
DESIGNED	Steve Muller	18.06.21
DRAWN	Reid Hermansen	18.06.21
CAD REVIEW	Steve Sutton	18.06.21
DESIGN CHECK	Jamie Povall	07.12.21
DESIGN REVIEW	Keith Weale	14.04.22
APPROVED	Jamie Povall	19.08.22
PROF REGISTRATION:		

Stantec

Client: WAKA KOTAHI NZ TRANSPORT AGENCY

WAKA KOTAHI
OTAKI TO NORTH OF LEVIN PROJECT

TYPICAL SECTIONS
SHEET 2

Status Stamp: **FOR CONSENT**

Date Stamp: **19.08.22**

Scales: AS SHOWN

Drawing No.: 310203848-01-100-C2001

Rev.: E

pw:\\stantec-ap-pw.bentley.com:stantec-ap-pw-01\Documents\New Zealand Clients\NZTA (New Zealand Transport Agency)\310203848 - Otaki to North of Levin DBC\01 - O2NL\100 - Geometric Design\310203848-01-100-C2001

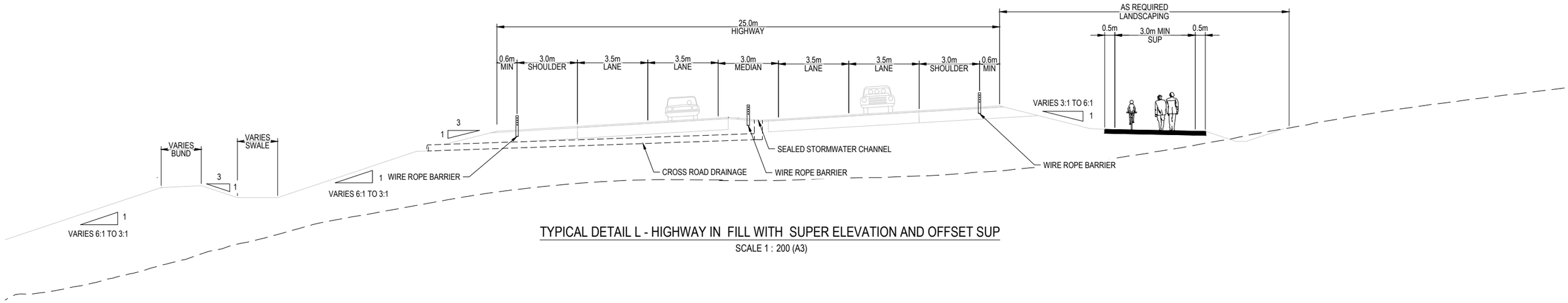

TYPICAL DETAIL L - HIGHWAY IN FILL WITH SUPER ELEVATION AND OFFSET SUP

SCALE 1 : 200 (A3)

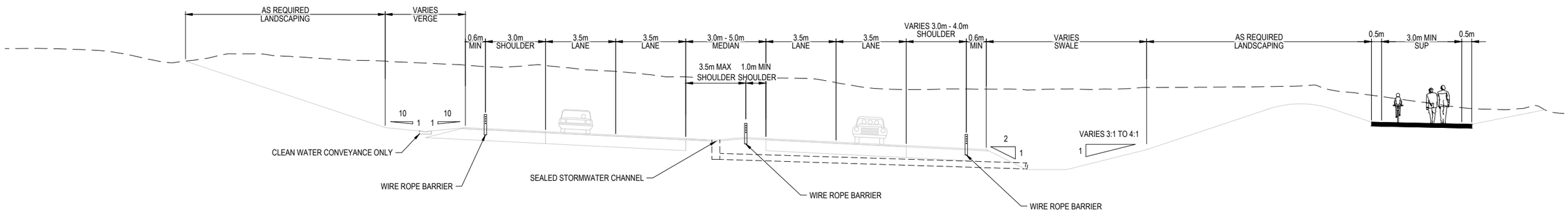

TYPICAL DETAIL M - HIGHWAY IN CUT WITH SUPER ELEVATION AND OFFSET SUP AND MEDIAN WIDENING (BARRIER OFFSET)

SCALE 1 : 200 (A3)

NOT FOR CONSTRUCTION

REV	REVISIONS	DRN	CHK	APP	DATE
E	ISSUED FOR RMA CONSENT	SS	KW	JP	19.08.22
D	ISSUED FOR CONSENT - DRAFT	SS	KW	JP	20.04.22
C	ISSUED FOR CONSENT - DRAFT	SS	KW	JP	09.12.21
B	ISSUED FOR CONSENTING - DRAFT REVIEW	SS	KW	JP	30.08.21
A	ISSUED FOR DBC	SS	KW	JP	18.06.21

SURVEYED		
DESIGNED	Steve Muller	18.06.21
DRAWN	Reid Hermansen	18.06.21
CAD REVIEW	Steve Sutton	18.06.21
DESIGN CHECK	Jamie Povall	07.12.21
DESIGN REVIEW	Keith Weale	14.04.22
APPROVED	Jamie Povall	19.08.22
PROF REGISTRATION:		

Stantec

Client: WAKA KOTAHI NZ TRANSPORT AGENCY

WAKA KOTAHI
OTAKI TO NORTH OF LEVIN PROJECT

TYPICAL SECTIONS
SHEET 3

Status Stamp: **FOR CONSENT**

Date Stamp: **19.08.22**

Scales: AS SHOWN

Drawing No.: 310203848-01-100-C2002

Rev.: E

pw:\\stantec-ap-pw.bentley.com:stantec-ap-pw-01\Documents\New Zealand Clients\NZTA (New Zealand Transport Agency)\310203848 - Otaki to North of Levin DBC\01 - O2NL\100 - Geometric Design\310203848-01-100-C2002

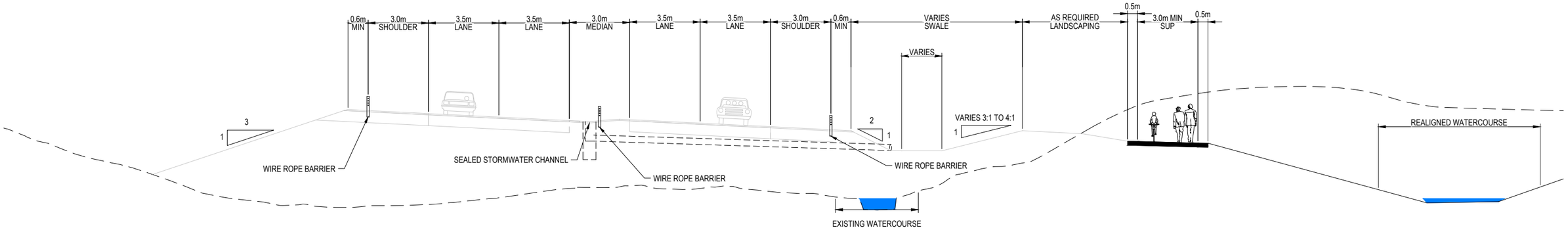

TYPICAL DETAIL S - HIGHWAY IN FILL WITH SUPER ELEVATION, OFFSET SUP AND REALIGNED WATERCOURSE

SCALE 1 : 200 (A3)

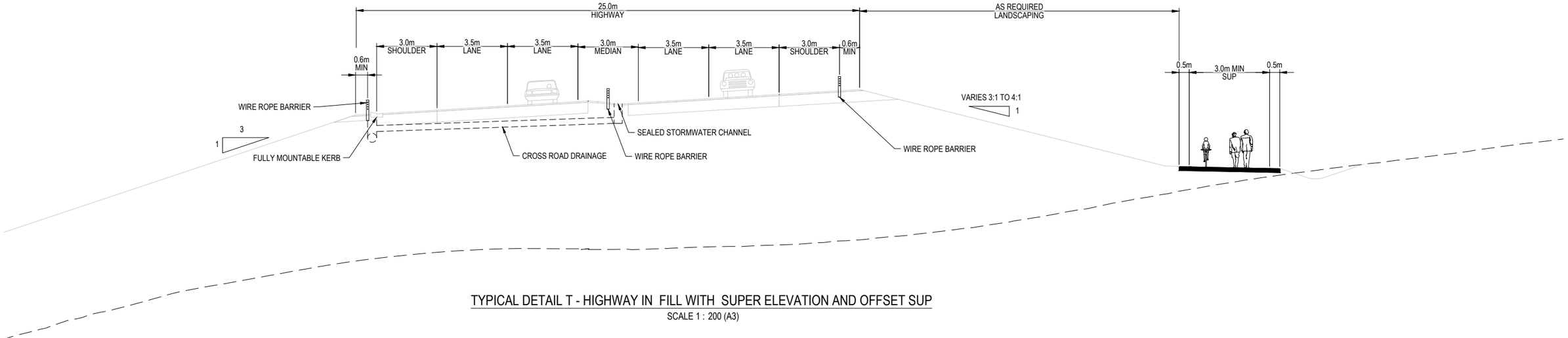

TYPICAL DETAIL T - HIGHWAY IN FILL WITH SUPER ELEVATION AND OFFSET SUP

SCALE 1 : 200 (A3)

NOT FOR CONSTRUCTION

REV	REVISIONS	DRN	CHK	APP	DATE
E	ISSUED FOR RMA CONSENT	SS	KW	JP	19.08.22
D	ISSUED FOR CONSENT - DRAFT	SS	KW	JP	20.04.22
C	ISSUED FOR CONSENT - DRAFT	SS	KW	JP	09.12.21
B	ISSUED FOR CONSENTING - DRAFT REVIEW	SS	KW	JP	30.08.21
A	ISSUED FOR DBC	SS	KW	JP	18.06.21

SURVEYED		
DESIGNED	Steve Muller	18.06.21
DRAWN	Reid Hermansen	18.06.21
CAD REVIEW	Steve Sutton	18.06.21
DESIGN CHECK	Jamie Povall	07.12.21
DESIGN REVIEW	Keith Weale	14.04.22
APPROVED	Jamie Povall	19.08.22
PROF REGISTRATION:		

Stantec

Client: WAKA KOTAHI NZ TRANSPORT AGENCY

WAKA KOTAHI
OTAKI TO NORTH OF LEVIN PROJECT

TYPICAL SECTIONS
SHEET 4

Status Stamp: **FOR CONSENT**

Date Stamp: **19.08.22**

Scales: AS SHOWN

Drawing No.: 310203848-01-100-C2003

Rev.: E

pw:\\stantec-ap-pw.bentley.com:stantec-ap-pw-01\Documents\New Zealand Clients\NZTA (New Zealand Transport Agency)\310203848 - Otaki to North of Levin DBC\01 - O2NL\100 - Geometric Design\310203848-01-100-C2003

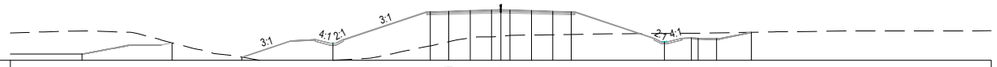

DATUM 44.000

| | | |

DATUM 25.000

| | | |

DATUM 35.000

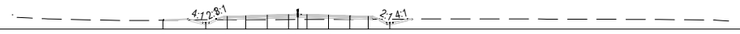

| | | |

DATUM 49.000

CUT/FILL	0.051 -0.582 -0.497 -0.477 -1.312 -0.253 -0.123 0.031 0.184 0.245 0.226 0.378 0.531 0.674 -0.000
DESIGN LEVELS	51.640 50.972 51.031 51.054 50.131 51.149 51.239 51.344 51.449 51.449 51.449 51.554 51.659 51.749 51.023
EXISTING LEVELS	51.589 51.554 51.519 51.501 51.443 51.402 51.362 51.313 51.264 51.244 51.223 51.175 51.128 51.075 51.023
OFFSET	-27.171 -23.281 -20.281 -18.626 -14.601 -11.501 -8.501 -5.001 -1.501 0.000 1.501 5.001 8.501 11.501 14.333

CHAINAGE 16250

DATUM 47.000

CUT/FILL	0.022 -1.944 -1.839 -1.818 -2.449 -1.368 -1.224 -1.023 -0.813 -0.762 -0.750 -0.554 -0.358 -0.190 -1.067 -0.000 -2.542 -2.002 0.000
DESIGN LEVELS	52.261 50.225 50.285 50.299 49.602 50.620 50.710 50.815 50.920 50.920 50.920 51.025 51.130 51.220 50.238 50.837 47.600 47.600 49.953
EXISTING LEVELS	52.240 52.169 52.121 52.110 52.050 51.988 51.934 51.838 51.733 51.702 51.669 51.578 51.487 51.409 51.305 50.837 50.142 49.602 49.953
OFFSET	-28.792 -22.152 -19.152 -18.626 -15.001 -11.501 -8.501 -5.001 -1.501 -0.000 1.501 5.001 8.501 11.501 14.601 24.028 40.298 52.651 71.168

CHAINAGE 16000

DATUM 48.000

CUT/FILL	0.002 -2.408 -2.471 -2.590 -3.183 -2.152 -1.916 -1.790 -1.657 -1.635 -1.612 -1.628 -1.658 -1.675 -2.632 0.000
DESIGN LEVELS	52.177 49.776 49.716 49.595 48.992 50.011 50.210 50.315 50.420 50.420 50.420 50.353 50.287 50.230 49.218 51.664
EXISTING LEVELS	52.175 52.184 52.188 52.185 52.175 52.163 52.126 52.105 52.077 52.054 52.032 51.981 51.944 51.904 51.850 51.664
OFFSET	-33.142 -25.442 -22.434 -21.596 -18.626 -15.118 -8.501 -5.001 -1.501 -0.000 1.501 5.001 8.501 11.501 15.001 24.265

CHAINAGE 15750

DATUM 45.000

CUT/FILL	0.002 0.221 0.198 0.130 -0.379 0.678 0.800 0.944 1.070 1.077 1.085 0.997 0.911 0.737 -0.228 0.360 -2.100
DESIGN LEVELS	49.087 49.282 49.232 49.155 48.602 49.620 49.710 49.815 49.920 49.920 49.920 49.815 49.710 49.507 48.489 48.999 46.400
EXISTING LEVELS	49.085 49.071 49.034 49.025 48.981 48.942 48.909 48.871 48.853 48.843 48.835 48.817 48.798 48.771 48.718 48.639 48.500
OFFSET	-23.697 -22.553 -19.552 -18.852 -15.001 -11.501 -8.501 -5.001 -1.501 -0.000 1.501 5.001 8.501 15.244 18.752 23.472 34.269

CHAINAGE 15500

DATUM 57.000

CUT/FILL	-0.000 0.083 0.010 0.041 -0.890 0.093 0.150 0.275 0.414 0.423 0.442 0.375 0.312 0.252 -0.734 -0.000
DESIGN LEVELS	58.760 58.843 58.783 58.812 57.873 58.891 58.981 59.086 59.191 59.191 59.191 59.086 58.981 58.891 57.873 58.504
EXISTING LEVELS	58.760 58.761 58.773 58.771 58.764 58.799 58.832 58.812 58.777 58.763 58.749 58.712 58.670 58.639 58.607 58.504
OFFSET	-24.722 -23.942 -20.942 -20.325 -14.601 -11.501 -8.501 -5.001 -1.501 -0.000 1.501 5.001 8.501 11.501 14.601 23.610

CHAINAGE 17250

DATUM 56.000

CUT/FILL	0.000 -0.067 -0.067 0.000 -0.894 0.120 0.223 0.361 0.508 0.524 0.537 0.470 0.404 0.345 -0.632 0.000
DESIGN LEVELS	57.711 57.645 57.644 57.661 56.710 57.728 57.818 57.923 58.028 58.028 58.028 57.923 57.818 57.728 56.710 57.236
EXISTING LEVELS	57.711 57.712 57.727 57.661 57.604 57.608 57.595 57.562 57.520 57.494 57.491 57.453 57.414 57.383 57.342 57.236
OFFSET	-25.801 -25.133 -22.133 -21.370 -14.601 -11.501 -8.501 -5.001 -1.501 -0.000 1.501 5.001 8.501 11.501 14.601 23.924

CHAINAGE 17000

DATUM 50.000

CUT/FILL	0.001 0.189 0.179 0.018 -0.422 0.653 0.826 1.000 1.140 1.147 1.147 1.052 0.965 0.895 -0.101 0.000 -0.000 -3.297 -3.155
DESIGN LEVELS	55.189 55.367 55.308 55.124 54.508 55.529 55.638 55.743 55.848 55.848 55.848 55.743 55.638 55.548 54.530 54.489 54.470 50.900 50.900
EXISTING LEVELS	55.188 55.178 55.129 55.106 54.930 54.876 54.813 54.743 54.709 54.705 54.701 54.692 54.673 54.653 54.631 54.489 54.470 54.197 54.055
OFFSET	-29.400 -28.336 -25.335 -24.311 -15.259 -12.152 -8.501 -5.001 -1.501 -0.000 1.501 5.001 8.501 11.501 14.601 25.625 26.692 40.404 76.884

CHAINAGE 16750

DATUM 51.000

CUT/FILL	0.000 -0.494 -0.504 -0.294 -1.315 -0.278 -0.192 -0.118 -0.026 -0.005 -0.005 -0.044 0.019 -0.043 -0.116 -1.103
DESIGN LEVELS	53.402 52.921 52.862 53.051 51.975 52.993 53.083 53.188 53.293 53.293 53.293 53.188 53.083 52.993 51.975
EXISTING LEVELS	53.402 53.415 53.365 53.346 53.290 53.272 53.275 53.306 53.320 53.298 53.293 53.169 53.126 53.110 53.078
OFFSET	-26.635 -24.719 -21.717 -20.619 -14.601 -11.501 -8.501 -5.001 -1.501 -0.000 1.501 5.001 8.501 11.501 14.601

CHAINAGE 16500

NOT FOR CONSTRUCTION

REV	REVISIONS	DRN	CHK	APP	DATE
B	ISSUED FOR RMA CONSENT	SS	KW	JP	19.08.22
A	ISSUED FOR CONSENT - DRAFT	SS	KW	JP	20.04.22

SURVEYED		
DESIGNED	Steve Muller	13.04.22
DRAWN	Steve Muller	13.04.22
CAD REVIEW	Steve Sutton	14.04.22
DESIGN CHECK	Jamie Povall	14.04.22
DESIGN REVIEW	Keith Weale	14.04.22
APPROVED	Jamie Povall	21.07.22
PROF REGISTRATION:		

Stantec

Client: WAKA KOTAHI NZ TRANSPORT AGENCY

WAKA KOTAHI
ŌTAKI TO NORTH OF LEVIN HIGHWAY PROJECT

CROSS SECTIONS
SHEET 4

Status Stamp: **FOR CONSENT**

Date Stamp: **19.08.22**

Scales: AS SHOWN

Drawing No.: 310203848-01-100-C2504

Rev.: B

pw:\\stantec-ap-pw.bentley.com:stantec-ap-pw-01\Documents\New Zealand Clients\NZTA (New Zealand Transport Agency)\310203848 - Otaki to North of Levin DBC\01 - O2NL\100 - Geometric Design\310203848-01-100-C2504

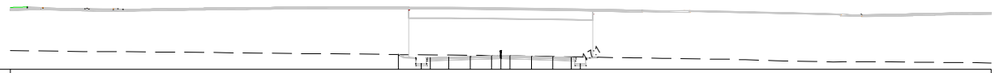

DATUM 59.000

| | | |

DATUM 63.000

| | | |

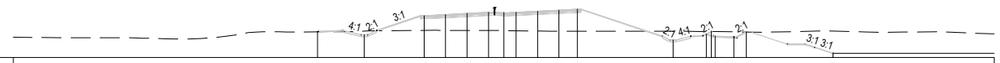

DATUM 37.000

CUT/FILL	0.000	-0.624	2.425	2.592	2.778	2.958	2.976	2.998	3.212	3.418	3.568	-1.417	-0.404	-0.007	-0.723	-0.764	-0.000	-3.601
DESIGN LEVELS	41.162	40.660	43.820	43.995	44.170	44.345	44.345	44.345	44.520	44.695	44.845	39.844	40.812	41.207	40.475	40.398	41.138	37.679
EXISTING LEVELS	41.162	41.284	41.396	41.403	41.392	41.388	41.370	41.347	41.308	41.277	41.277	41.261	41.216	41.207	41.199	41.162	41.138	41.280
OFFSET	-30.385	-22.741	-13.000	-9.500	-6.000	-2.500	0.000	2.000	5.500	9.000	12.000	27.595	33.031	33.932	34.492	37.503	39.533	53.686

CHAINAGE 22250

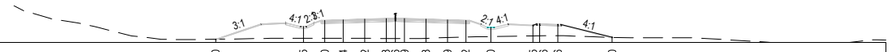

DATUM 34.000

CUT/FILL	0.000	1.915	2.930	3.014	3.132	3.258	3.269	3.269	3.269	3.118	2.899	2.712	1.450	1.725	1.906	1.826	0.000
DESIGN LEVELS	34.501	36.570	37.588	37.678	37.783	37.888	37.888	37.888	37.888	37.783	37.678	37.588	36.382	36.784	36.971	36.911	34.817
EXISTING LEVELS	34.501	34.655	34.659	34.664	34.651	34.630	34.675	34.675	34.675	34.666	34.779	34.877	34.931	35.059	35.066	35.086	34.817
OFFSET	-29.313	-15.003	-11.503	-8.503	-5.003	-1.503	-0.000	1.499	4.999	8.499	11.499	15.566	22.423	23.516	26.516	35.352	

CHAINAGE 23250

DATUM 43.000

CUT/FILL	-0.000	-0.912	0.387	0.471	0.562	0.701	0.726	0.742	0.776	0.817	0.851	-1.030	-0.000	-0.000	-0.442	-0.494	-0.002
DESIGN LEVELS	45.063	44.195	45.508	45.605	45.710	45.815	45.815	45.815	45.880	45.946	46.002	44.032	45.068	45.068	44.620	44.559	45.045
EXISTING LEVELS	45.063	45.106	45.122	45.134	45.148	45.114	45.089	45.072	45.104	45.129	45.151	45.062	45.068	45.068	45.062	45.053	45.046
OFFSET	-22.169	-16.633	-12.396	-9.188	-5.688	-2.188	0.000	2.000	5.500	9.000	12.000	18.445	24.017	24.068	25.848	28.850	30.840

CHAINAGE 22000

DATUM 35.000

CUT/FILL	-0.000	1.591	2.636	2.769	2.941	3.112	3.175	3.185	3.168	3.153	3.145	2.217	2.616	2.846	2.793	-0.000
DESIGN LEVELS	36.957	38.470	39.488	39.578	39.683	39.788	39.788	39.788	39.683	39.578	39.488	38.470	38.787	39.060	39.000	35.926
EXISTING LEVELS	36.957	36.879	36.853	36.809	36.742	36.676	36.642	36.644	36.515	36.426	36.343	36.253	36.171	36.214	36.207	35.926
OFFSET	-27.643	-15.001	-11.501	-8.501	-5.001	-1.501	0.000	1.501	5.001	8.501	11.501	15.001	22.151	23.500	26.500	39.258

CHAINAGE 23000

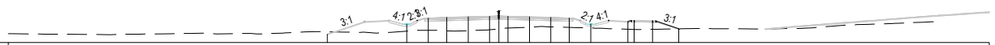

DATUM 43.000

CUT/FILL	-0.403	1.109	2.008	2.173	2.255	2.221	2.081	1.935	1.678	1.542	1.522	0.611	1.257	1.449	1.358	0.003
DESIGN LEVELS	44.338	45.966	46.984	47.074	47.179	47.284	47.284	47.284	47.179	47.074	46.984	45.966	46.408	46.564	46.502	45.235
EXISTING LEVELS	44.741	44.857	44.976	44.902	44.924	45.064	45.204	45.349	45.501	45.532	45.462	45.355	45.151	45.115	45.144	45.232
OFFSET	-27.986	-15.001	-11.501	-8.501	-5.001	-1.501	0.000	1.501	5.001	8.501	11.501	15.001	21.065	22.067	25.076	29.352

CHAINAGE 21750

DATUM 37.000

CUT/FILL	0.000	2.886	3.051	3.241	3.426	3.490	3.490	3.490	3.440	3.389	3.344	3.072	3.331	3.306	2.462	-0.000
DESIGN LEVELS	38.488	41.106	41.196	41.301	41.406	41.406	41.406	41.406	41.301	41.196	41.196	41.052	41.052	40.987	40.134	37.652
EXISTING LEVELS	38.488	38.220	38.145	38.060	37.880	37.746	37.746	37.746	37.861	37.807	37.762	37.749	37.721	37.681	37.652	37.652
OFFSET	-19.901	-11.501	-8.501	-5.001	-1.501	-0.000	1.501	1.501	5.001	8.501	11.501	12.927	14.240	17.414	20.637	22.469

CHAINAGE 22750

DATUM 45.000

CUT/FILL	0.006	0.014	0.241	0.379	0.287	0.423	0.001	0.024	-0.000	0.171	1.134	1.258	1.423	1.586	1.587	1.579	1.490	1.432	1.398	0.475	-0.000
DESIGN LEVELS	47.531	47.527	47.752	47.880	47.815	47.938	47.501	47.406	47.283	47.436	48.454	48.544	48.649	48.754	48.754	48.754	48.649	48.544	48.454	47.436	46.346
EXISTING LEVELS	47.526	47.513	47.511	47.501	47.528	47.515	47.500	47.382	47.283	47.265	47.320	47.286	47.226	47.169	47.167	47.175	47.159	47.112	47.056	46.961	46.346
OFFSET	-35.624	-34.445	-33.792	-32.515	-30.647	-29.512	-28.502	-27.397	-23.561	-15.001	-11.501	-8.501	-5.001	-1.501	-0.000	1.501	5.001	8.501	11.501	15.001	26.372

CHAINAGE 21500

DATUM 37.000

CUT/FILL	0.000	4.857	4.953	5.078	5.217	5.232	5.252	5.301	5.334	5.362	2.011	2.053	1.858	-0.007
DESIGN LEVELS	37.706	42.573	42.666	42.771	42.876	42.876	42.876	42.877	42.878	42.880	39.512	39.562	39.399	37.583
EXISTING LEVELS	37.706	37.716	37.713	37.692	37.658	37.643	37.624	37.576	37.545	37.518	37.501	37.509	37.541	37.589
OFFSET	-27.289	-12.142	-9.043	-5.543	-2.043	0.000	2.000	5.500	9.000	12.000	22.705	23.508	26.675	32.382

CHAINAGE 22500

NOT FOR CONSTRUCTION

REV	REVISIONS	DRN	CHK	APP	DATE
B	ISSUED FOR RMA CONSENT	SS	KW	JP	19.08.22
A	ISSUED FOR CONSENT - DRAFT	SS	KW	JP	20.04.22

SURVEYED		
DESIGNED	Steve Muller	13.04.22
DRAWN	Steve Muller	13.04.22
CAD REVIEW	Steve Sutton	14.04.22
DESIGN CHECK	Jamie Povall	14.04.22
DESIGN REVIEW	Keith Weale	14.04.22
APPROVED	Jamie Povall	21.07.22
PROF REGISTRATION:		

Stantec

Client: WAKA KOTAHI NZ TRANSPORT AGENCY

WAKA KOTAHI
ŌTAKI TO NORTH OF LEVIN HIGHWAY PROJECT

CROSS SECTIONS
SHEET 7

Status Stamp: **FOR CONSENT**

Date Stamp: **19.08.22**

Scales: AS SHOWN

Drawing No.: 310203848-01-100-C2507

Rev.: B

pw:\\stantec-ap-pw.bentley.com:stantec-ap-pw-01\Documents\New Zealand Clients\NZTA (New Zealand Transport Agency)\310203848 - Otaki to North of Levin DBC\01 - O2NL\100 - Geometric Design\310203848-01-100-C2507

DATUM 37.000

CUT/FILL	0.000	0.898	1.946	2.055	2.176	2.208	2.305	2.297	2.169	2.038	1.921	0.973	1.520	1.509	1.441	0.000
DESIGN LEVELS	37.943	38.739	39.757	39.847	39.952	40.057	40.057	40.057	39.952	39.847	39.757	38.835	39.385	39.375	39.315	37.877
EXISTING LEVELS	37.943	37.841	37.811	37.792	37.775	37.759	37.752	37.760	37.782	37.811	37.835	37.862	37.864	37.866	37.874	37.877
OFFSET	-25.488	-15.001	-11.501	-8.501	-5.001	-1.501	-0.000	1.501	5.001	8.501	11.501	14.713	18.613	19.113	22.113	26.896

CHAINAGE 24250

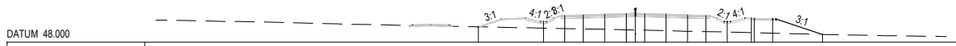

DATUM 48.000

CUT/FILL	0.000	1.050	2.148	2.293	2.454	2.630	2.655	2.700	2.687	2.674	2.636	1.679	2.345	2.350	2.362	0.000
DESIGN LEVELS	50.502	51.333	52.351	52.441	52.546	52.651	52.651	52.651	52.546	52.441	52.351	51.333	51.883	51.873	51.813	49.264
EXISTING LEVELS	50.502	50.284	50.203	50.148	50.092	50.022	49.952	49.952	49.860	49.768	49.716	49.655	49.539	49.524	49.451	49.264
OFFSET	-25.595	-15.001	-11.501	-8.501	-5.001	-1.501	-0.000	1.501	5.001	8.501	11.501	15.001	18.901	19.401	22.401	30.520

CHAINAGE 25250

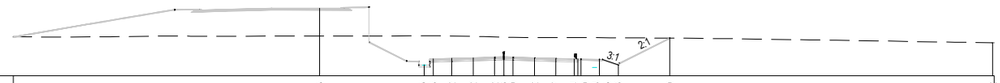

DATUM 35.000

CUT/FILL	4.515	-4.805	-3.788	-3.642	-3.472	-3.292	-3.256	-3.220	-3.292	-3.387	-3.474	-3.490	-3.493	-3.545	-4.386	-0.000	-0.002
DESIGN LEVELS	45.985	36.713	37.731	37.821	37.926	38.031	38.031	38.031	37.926	37.821	37.731	37.714	37.711	37.651	36.764	41.132	40.381
EXISTING LEVELS	41.470	41.518	41.519	41.463	41.398	41.323	41.285	41.250	41.218	41.208	41.205	41.204	41.203	41.196	41.119	41.132	40.383
OFFSET	-30.021	-12.075	-11.501	-8.501	-5.001	-1.501	-0.000	1.501	5.001	8.501	11.501	12.076	12.597	15.597	18.668	27.059	79.740

CHAINAGE 24000

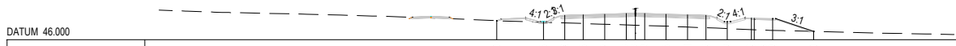

DATUM 46.000

CUT/FILL	-0.000	0.105	1.229	1.415	1.627	1.842	1.943	1.943	1.955	1.971	2.006	1.128	1.836	1.946	1.953	-0.000
DESIGN LEVELS	49.115	48.952	49.970	50.060	50.165	50.270	50.270	50.270	50.165	50.060	49.970	48.952	49.502	49.432	49.432	47.357
EXISTING LEVELS	49.115	48.847	48.741	48.646	48.538	48.428	48.379	48.327	48.210	48.089	47.964	47.824	47.666	47.646	47.529	47.357
OFFSET	-22.612	-15.001	-11.501	-8.501	-5.001	-1.501	-0.000	1.501	5.001	8.501	11.501	15.001	18.901	19.401	22.401	29.098

CHAINAGE 25000

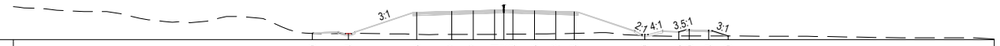

DATUM 32.000

CUT/FILL	0.000	-0.033	3.555	3.767	3.867	3.961	3.941	3.928	3.785	3.632	3.478	0.179	0.715	1.020	0.893	0.000
DESIGN LEVELS	32.992	32.953	36.407	36.578	36.683	36.788	36.788	36.788	36.683	36.578	36.488	32.799	33.267	33.514	33.453	32.562
EXISTING LEVELS	32.992	32.986	32.851	32.811	32.817	32.828	32.844	32.860	32.899	32.947	33.010	32.620	32.552	32.555	32.560	32.562
OFFSET	-31.236	-25.349	-14.229	-8.501	-5.001	-1.501	-0.000	1.501	5.001	8.501	11.501	23.015	28.566	30.248	33.430	36.591

CHAINAGE 23750

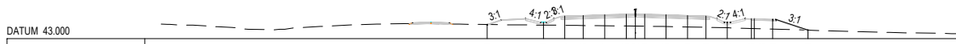

DATUM 43.000

CUT/FILL	-0.000	0.459	1.514	1.636	1.781	1.925	1.945	1.945	1.905	1.870	1.840	0.892	1.553	1.598	1.589	0.000
DESIGN LEVELS	45.323	45.681	46.699	46.789	46.894	46.999	46.999	46.999	46.894	46.789	46.699	45.681	46.231	46.221	46.161	44.397
EXISTING LEVELS	45.323	45.222	45.185	45.153	45.114	45.074	45.058	45.041	44.989	44.919	44.860	44.790	44.678	44.663	44.572	44.397
OFFSET	-24.176	-15.001	-11.501	-8.501	-5.001	-1.501	-0.000	1.501	5.001	8.501	11.501	15.001	18.901	19.401	22.401	28.166

CHAINAGE 24750

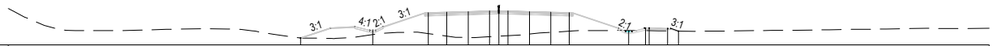

DATUM 31.000

CUT/FILL	-0.000	0.684	3.387	3.891	4.239	4.209	4.114	4.029	3.677	3.286	3.012	-0.196	0.407	0.498	0.412	-0.000
DESIGN LEVELS	32.146	33.363	36.240	36.330	36.435	36.540	36.540	36.540	36.435	36.330	36.240	33.165	33.733	33.775	33.693	33.259
EXISTING LEVELS	32.146	32.678	32.853	32.439	32.196	32.331	32.426	32.511	32.758	33.044	33.228	33.360	33.326	33.319	33.281	33.259
OFFSET	-32.329	-20.580	-11.501	-8.501	-5.001	-1.501	-0.000	1.501	5.001	8.501	11.501	21.173	23.948	24.543	27.545	29.318

CHAINAGE 23500

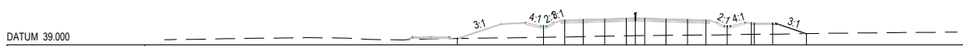

DATUM 39.000

CUT/FILL	-0.000	1.796	2.764	2.799	2.826	2.865	2.858	2.836	2.699	2.562	2.440	1.380	1.881	1.865	1.770	0.000
DESIGN LEVELS	40.057	42.040	43.058	43.148	43.253	43.358	43.358	43.358	43.253	43.148	43.058	42.040	42.590	42.580	42.520	40.843
EXISTING LEVELS	40.057	40.244	40.294	40.348	40.426	40.493	40.508	40.521	40.553	40.586	40.617	40.660	40.708	40.714	40.750	40.843
OFFSET	-29.051	-15.001	-11.501	-8.501	-5.001	-1.501	-0.000	1.501	5.001	8.501	11.501	15.001	18.901	19.401	22.401	27.901

CHAINAGE 24500

NOT FOR CONSTRUCTION

REV	REVISIONS	DRN	CHK	APP	DATE
B	ISSUED FOR RMA CONSENT	SS	KW	JP	19.08.22
A	ISSUED FOR CONSENT - DRAFT	SS	KW	JP	20.04.22

SURVEYED		
DESIGNED	Steve Muller	13.04.22
DRAWN	Steve Muller	13.04.22
CAD REVIEW	Steve Sutton	14.04.22
DESIGN CHECK	Jamie Povall	14.04.22
DESIGN REVIEW	Keith Weale	14.04.22
APPROVED	Jamie Povall	21.07.22
PROF REGISTRATION:		

Stantec

Client: WAKA KOTAHI NZ TRANSPORT AGENCY

WAKA KOTAHI
ŌTAKI TO NORTH OF LEVIN HIGHWAY PROJECT

CROSS SECTIONS
SHEET 8

Status Stamp: **FOR CONSENT**

Date Stamp: **19.08.22**

Scales: AS SHOWN

Drawing No.: 310203848-01-100-C2508

Rev.: B

pw:\\stantec-ap-pw.bentley.com:stantec-ap-pw-01\Documents\New Zealand Clients\NZTA (New Zealand Transport Agency)\310203848 - Otaki to North of Levin DBC\01 - O2NL\100 - Geometric Design\310203848-01-100-C2508

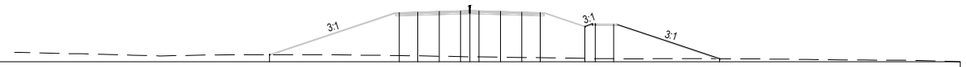

DATUM 45.000

CUT/FILL	0.000	7.007	7.146	7.308	7.477	7.491	7.520	7.468	7.352	5.222	5.636	5.611	-0.000
DESIGN LEVELS	46.163	53.032	53.122	53.227	53.332	53.332	53.332	53.227	53.122	53.032	50.793	51.182	51.120	45.519
EXISTING LEVELS	46.163	46.025	45.976	45.919	45.860	45.835	45.812	45.759	45.715	45.680	45.570	45.545	45.509	45.519
OFFSET	-32.655	-11.501	-8.501	-5.001	-1.501	-0.000	1.501	5.001	8.501	11.501	18.766	20.469	23.475	40.755

CHAINAGE 26250

DATUM 52.000

CUT/FILL	-0.000	-2.107	-0.864	-0.636	-0.376	-0.133	-0.033	0.017	0.086	0.015	-0.047	-1.031	-0.315	-0.317	-0.274	0.000
DESIGN LEVELS	55.435	53.063	54.138	54.228	54.333	54.438	54.438	54.438	54.333	54.228	54.138	53.120	53.770	53.760	53.700	53.947
EXISTING LEVELS	55.435	55.170	55.002	54.864	54.709	54.571	54.496	54.422	54.247	54.214	54.185	54.152	54.085	54.077	53.974	53.947
OFFSET	-23.417	-15.173	-11.501	-8.501	-5.001	-1.501	-0.000	1.501	5.001	8.501	11.501	15.001	18.901	19.401	22.401	23.670

CHAINAGE 26000

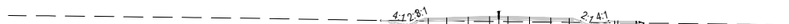

DATUM 52.000

CUT/FILL	-0.612	0.450	0.562	0.692	0.821	0.862	0.845	0.782	0.719	0.666	-0.312	0.277	0.272	0.242	-0.000
DESIGN LEVELS	53.418	54.436	54.526	54.631	54.736	54.736	54.736	54.631	54.526	54.436	53.418	53.968	53.968	53.888	53.643
EXISTING LEVELS	54.030	53.995	53.963	53.939	53.914	53.904	53.891	53.849	53.806	53.770	53.729	53.690	53.685	53.655	53.643
OFFSET	-15.001	-11.501	-8.501	-5.001	-1.501	-0.000	1.501	5.001	8.501	11.501	15.001	18.901	19.401	22.401	23.636

CHAINAGE 25750

DATUM 51.000

CUT/FILL	0.000	0.492	1.558	1.688	1.837	1.996	2.019	2.043	1.994	1.955	1.916	0.958	1.557	1.552	1.525	0.000
DESIGN LEVELS	52.421	52.822	53.840	53.930	54.035	54.140	54.140	54.140	54.035	53.930	53.840	52.822	53.372	53.362	53.302	51.714
EXISTING LEVELS	52.421	52.330	52.282	52.242	52.198	52.144	52.121	52.097	52.041	51.975	51.924	51.864	51.815	51.810	51.777	51.714
OFFSET	-24.305	-15.001	-11.501	-8.501	-5.001	-1.501	-0.000	1.501	5.001	8.501	11.501	15.001	18.901	19.401	22.401	27.635

CHAINAGE 25500

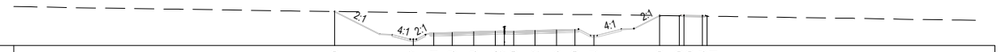

DATUM 46.000

CUT/FILL	0.000	-4.357	-3.281	-3.143	-2.983	-2.835	-2.817	-2.799	-2.652	-2.516	-2.399	-3.354	0.000	0.000	0.100	0.083	0.001
DESIGN LEVELS	51.530	47.014	48.032	48.122	48.227	48.332	48.332	48.332	48.437	48.542	48.632	47.650	50.863	50.818	50.908	50.849	50.757
EXISTING LEVELS	51.530	51.371	51.313	51.265	51.210	51.167	51.149	51.131	51.089	51.057	51.031	51.003	50.863	50.818	50.807	50.766	50.755
OFFSET	-27.683	-14.851	-11.501	-8.501	-5.001	-1.501	-1.000	1.501	5.001	8.501	11.501	14.601	25.327	28.514	29.311	32.311	33.058

CHAINAGE 27250

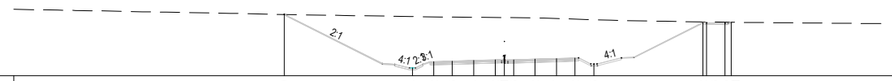

DATUM 47.000

CUT/FILL	-0.000	-8.384	-7.292	-7.166	-7.024	-6.892	-6.881	-6.869	-6.702	-6.507	-6.322	-7.205	-0.122	-0.158	-0.171	0.001
DESIGN LEVELS	56.972	48.264	49.282	49.372	49.477	49.582	49.592	49.602	49.687	49.792	49.882	48.900	55.644	55.600	55.749	55.700
EXISTING LEVELS	56.972	56.628	56.574	56.537	56.501	56.474	56.443	56.448	56.389	56.299	56.203	56.105	55.766	55.757	55.714	55.699
OFFSET	-35.917	-15.001	-11.501	-8.501	-5.001	-1.501	-0.000	1.501	5.001	8.501	11.501	14.601	32.387	32.991	35.991	37.000

CHAINAGE 27000



DATUM 49.000

CUT/FILL	0.000	-4.211	-3.134	-2.990	-2.824	-2.670	-2.653	-2.635	-2.503	-2.345	-2.166	-3.096	-0.215	-0.695	-0.707	0.006
DESIGN LEVELS	53.925	49.514	50.532	50.622	50.727	50.832	50.832	50.832	50.937	51.042	51.132	50.150	52.852	52.336	52.276	52.959
EXISTING LEVELS	53.925	53.725	53.666	53.611	53.551	53.502	53.483	53.470	53.440	53.387	53.318	53.246	53.067	53.031	52.982	52.954
OFFSET	-27.323	-15.001	-11.501	-8.501	-5.001	-1.501	-1.000	1.501	5.001	8.501	11.501	14.601	24.302	26.320	29.320	31.902

CHAINAGE 26750

DATUM 44.000

CUT/FILL	6.031	6.537	6.215	6.335
DESIGN LEVELS	51.812	52.082	51.812	51.676
EXISTING LEVELS	45.780	45.545	45.596	45.341
OFFSET	-11.001	-0.000	11.001	15.516

CHAINAGE 26500

NOT FOR CONSTRUCTION

REV	REVISIONS	DRN	CHK	APP	DATE
B	ISSUED FOR RMA CONSENT	SS	KW	JP	19.08.22
A	ISSUED FOR CONSENT - DRAFT	SS	KW	JP	20.04.22

SURVEYED		
DESIGNED	Steve Muller	13.04.22
DRAWN	Steve Muller	13.04.22
CAD REVIEW	Steve Sutton	14.04.22
DESIGN CHECK	Jamie Povall	14.04.22
DESIGN REVIEW	Keith Weale	14.04.22
APPROVED	Jamie Povall	21.07.22
PROF REGISTRATION:		

Stantec

Client: WAKA KOTAHI NZ TRANSPORT AGENCY

WAKA KOTAHI
ŌTAKI TO NORTH OF LEVIN HIGHWAY PROJECT

CROSS SECTIONS
SHEET 9

Status Stamp: **FOR CONSENT**
Date Stamp: **19.08.22**
Scales: AS SHOWN
Drawing No.: 310203848-01-100-C2509
Rev.: B

pw:\\stantec-ap-pw.bentley.com:stantec-ap-pw-01\Documents\New Zealand Clients\NZTA (New Zealand Transport Agency)\310203848 - Otaki to North of Levin DBC\01 - O2NL\100 - Geometric Design\310203848-01-100-C2509

DATUM 39.000

| | | |

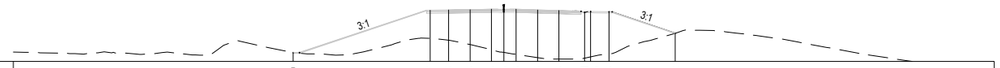

DATUM 45.000

CUT/FILL	-0.000	4.607	4.946	5.676	6.613	7.013	7.348	7.756	7.916	7.441	7.385	6.856	0.052
DESIGN LEVELS	46.437	53.360	53.401	53.449	53.497	53.497	53.497	53.392	53.287	52.888	53.144	53.083	49.638
EXISTING LEVELS	46.437	48.753	48.455	47.773	46.883	46.483	46.148	45.636	45.370	45.547	45.759	46.227	49.586
OFFSET	-34.345	-12.000	-9.000	-5.500	-2.000	0.000	2.000	5.500	9.000	13.171	14.170	17.171	27.972

CHAINAGE 30250

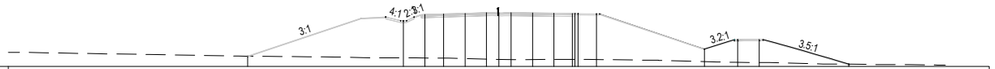

DATUM 43.000

CUT/FILL	0.000	6.056	7.079	7.175	7.355	7.555	7.604	7.627	7.597	7.549	7.507	7.501	7.452	7.407	2.049	3.684	3.770	-0.000
DESIGN LEVELS	44.665	50.442	51.460	51.551	51.656	51.761	51.761	51.761	51.725	51.690	51.659	51.654	51.607	51.547	45.835	47.366	47.408	43.380
EXISTING LEVELS	44.665	44.385	44.381	44.376	44.301	44.206	44.157	44.134	44.128	44.141	44.152	44.153	44.155	44.140	43.786	43.682	43.638	43.380
OFFSET	-40.978	-15.546	-12.046	-9.006	-5.506	-2.006	0.000	2.000	5.500	9.000	12.000	12.424	12.925	15.925	33.531	38.954	42.455	57.071

CHAINAGE 30000

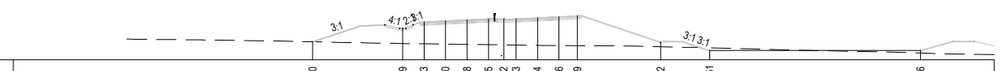

DATUM 38.000

CUT/FILL	0.000	2.479	3.563	3.790	3.998	4.215	4.252	4.283	4.514	4.716	4.879	0.762	-0.451	0.406
DESIGN LEVELS	40.939	43.128	44.158	44.333	44.508	44.683	44.683	44.683	44.858	45.033	45.183	40.881	39.500	39.500
EXISTING LEVELS	40.939	40.650	40.596	40.544	40.511	40.469	40.431	40.401	40.344	40.317	40.304	40.119	39.951	39.094
OFFSET	-31.170	-16.500	-13.000	-9.500	-6.000	-2.500	0.000	2.000	5.500	9.000	12.000	25.596	33.589	67.970

CHAINAGE 29750

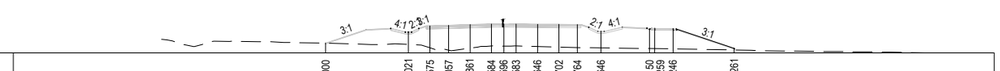

DATUM 38.000

CUT/FILL	0.000	2.021	3.575	4.057	3.861	3.584	3.596	3.583	3.646	3.702	3.764	2.646	3.150	3.259	3.246	0.261
DESIGN LEVELS	39.586	41.391	42.409	42.500	42.605	42.710	42.710	42.710	42.683	42.655	42.632	41.461	41.867	41.964	41.904	38.736
EXISTING LEVELS	39.586	39.370	38.834	38.444	38.744	39.127	39.114	39.128	39.037	38.953	38.868	38.815	38.718	38.705	38.658	38.475
OFFSET	-29.075	-15.560	-12.060	-9.010	-5.510	-2.010	-0.000	2.000	5.500	9.000	12.000	15.850	23.760	24.601	27.602	37.577

CHAINAGE 29500

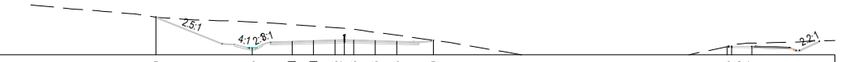

DATUM 57.000

CUT/FILL	-0.000	-4.238	-2.731	-2.361	-1.998	-1.797	-1.426	-1.346	-1.006	-0.000	0.038	-0.125	-0.547
DESIGN LEVELS	63.123	58.103	59.211	59.316	59.421	59.421	59.421	59.316	59.211	59.365	58.376	58.400	58.353
EXISTING LEVELS	63.123	62.340	61.942	61.676	61.419	61.248	61.146	60.662	60.216	59.365	58.337	58.525	58.900
OFFSET	-30.729	-15.028	-8.527	-5.027	-1.527	-0.000	1.527	5.027	8.527	14.533	62.455	63.161	66.466

CHAINAGE 31250

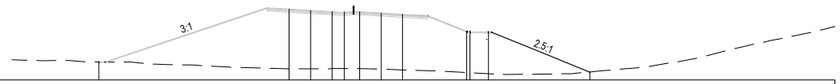

DATUM 49.000

CUT/FILL	0.000	9.725	9.512	9.271	9.234	9.278	9.139	9.050	6.714	6.736	6.795	-0.023
DESIGN LEVELS	51.917	60.515	60.305	60.095	60.095	60.095	59.885	59.675	56.899	56.892	56.796	50.257
EXISTING LEVELS	51.917	50.790	50.793	50.824	50.861	50.817	50.746	50.625	50.185	50.156	50.001	50.279
OFFSET	-40.045	-9.000	-5.500	-2.000	0.000	2.500	6.000	9.500	19.935	20.468	23.504	40.038

CHAINAGE 31000

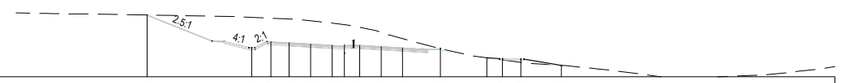

DATUM 47.000

CUT/FILL	0.000	-4.942	-3.833	-3.669	-3.794	-3.628	-3.376	-2.928	-2.338	-1.515	-0.000	-0.015	0.203	0.533	-0.020
DESIGN LEVELS	57.103	51.770	52.734	52.554	52.344	52.134	52.134	52.134	51.924	51.714	51.591	50.107	49.987	49.918	48.871
EXISTING LEVELS	57.103	56.712	56.568	56.424	56.138	55.763	55.510	55.063	54.262	53.230	51.591	50.122	49.784	49.385	48.890
OFFSET	-32.182	-15.100	-12.000	-9.000	-5.500	-2.000	-0.000	2.500	6.000	9.500	15.655	23.235	25.784	28.786	35.387

CHAINAGE 30750

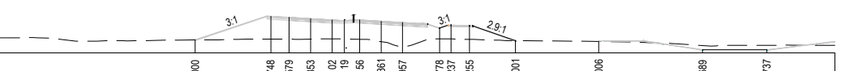

DATUM 43.000

CUT/FILL	0.000	3.748	3.579	3.353	3.102	3.119	3.156	3.361	3.957	1.778	2.237	2.255	-0.001	-0.006	-0.689	-0.737
DESIGN LEVELS	45.112	48.990	48.810	48.600	48.390	48.390	48.390	48.180	47.970	47.078	47.516	47.455	44.993	44.868	43.500	43.500
EXISTING LEVELS	45.112	45.242	45.230	45.246	45.288	45.271	45.234	44.818	44.013	45.299	45.280	45.200	44.994	44.874	44.189	44.237
OFFSET	-24.342	-12.000	-9.000	-5.500	-2.000	-0.000	2.500	6.000	9.500	15.539	17.389	20.392	27.894	41.498	58.406	68.897

CHAINAGE 30500

NOT FOR CONSTRUCTION

REV	REVISIONS	DRN	CHK	APP	DATE
B	ISSUED FOR RMA CONSENT	SS	KW	JP	19.08.22
A	ISSUED FOR CONSENT - DRAFT	SS	KW	JP	20.04.22

SURVEYED		
DESIGNED	Steve Muller	13.04.22
DRAWN	Steve Muller	13.04.22
CAD REVIEW	Steve Sutton	14.04.22
DESIGN CHECK	Jamie Povall	14.04.22
DESIGN REVIEW	Keith Weale	14.04.22
APPROVED	Jamie Povall	21.07.22
PROF REGISTRATION:		

Stantec

Client: WAKA KOTAHI NZ TRANSPORT AGENCY

WAKA KOTAHI
ŌTAKI TO NORTH OF LEVIN HIGHWAY PROJECT

CROSS SECTIONS
SHEET 11

Status Stamp: **FOR CONSENT**
Date Stamp: **19.08.22**
Scales: AS SHOWN
Drawing No.: 310203848-01-100-C2511
Rev.: B

pw:\\stantec-ap-pw.bentley.com:stantec-ap-pw-01\Documents\New Zealand Clients\NZTA (New Zealand Transport Agency)\310203848 - Otaki to North of Levin DBC\01 - O2NL\100 - Geometric Design\310203848-01-100-C2511

DATUM 24.000

CUT/FILL	-0.000	1.867	3.195	3.374	3.456 3.431 3.406	3.560	3.749	-0.000
DESIGN LEVELS	26.217	27.083	28.227	28.367	28.507 28.507 28.507	28.647	28.787	24.917
EXISTING LEVELS	26.217	25.216	25.032	24.994	25.051 25.076 25.101	25.087	25.038	24.917
OFFSET	-25.698	-15.000	-8.500	-5.000	-1.500 -0.000 1.500	5.000	8.500	24.143

CHAINAGE 32250

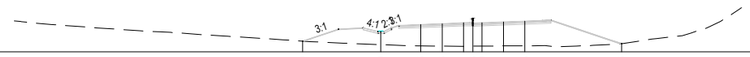

DATUM 28.000

CUT/FILL	0.000	2.129	3.465	3.646	3.821 3.811 3.799	3.904	4.013	0.006
DESIGN LEVELS	29.760	31.312	32.456	32.596	32.736 32.736 32.736	32.876	33.016	29.349
EXISTING LEVELS	29.760	29.183	28.992	28.950	28.915 28.923 28.938	28.972	29.003	29.344
OFFSET	-27.756	-15.000	-8.500	-5.000	-1.500 -0.000 1.500	5.000	8.500	24.254

CHAINAGE 32000

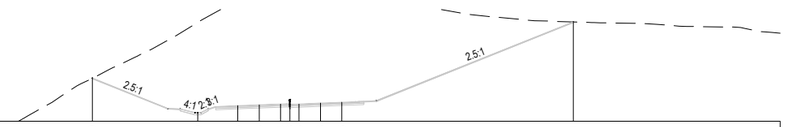

DATUM 38.000

CUT/FILL	-0.000	-14.760	-16.605	-17.326	-17.864 -17.953 -18.006	-17.918	-17.645	0.000
DESIGN LEVELS	45.002	39.374	40.518	40.658	40.798 40.798 40.798	40.938	41.078	54.181
EXISTING LEVELS	45.002	54.134	57.123	57.984	58.662 58.751 58.804	58.856	58.723	54.181
OFFSET	-32.220	-15.000	-8.500	-5.000	-1.500 -0.000 1.500	5.000	8.500	46.248

CHAINAGE 31750

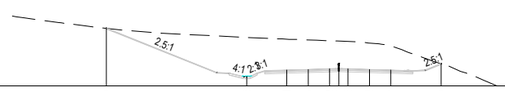

DATUM 48.000

CUT/FILL	0.000	-6.426	-5.031	-4.815	-4.563 -4.511 -4.456	-4.284	-3.907	0.000
DESIGN LEVELS	57.394	49.480	50.588	50.693	50.798 50.798 50.798	50.693	50.588	51.615
EXISTING LEVELS	57.394	55.906	55.619	55.508	55.361 55.315 55.254	54.977	54.495	51.615
OFFSET	-37.936	-15.000	-8.500	-5.000	-1.500 -0.000 1.500	5.000	8.500	16.687

CHAINAGE 31500

DATUM 28.000

CUT/FILL	-0.000	-8.487	-7.212	-7.176	-7.148 -7.094 -7.049	-7.076	-7.127	0.000
DESIGN LEVELS	41.688	29.306	30.162	30.022	29.882 29.882 29.882	29.742	29.602	37.278
EXISTING LEVELS	41.688	37.793	37.374	37.198	37.029 36.976 36.910	36.818	36.729	37.278
OFFSET	-49.307	-14.600	-8.500	-5.000	-1.500 -0.000 1.500	5.000	8.500	33.400

CHAINAGE 33250

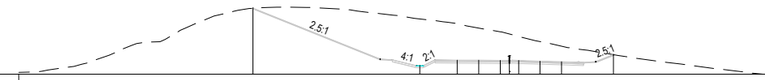

DATUM 27.000

CUT/FILL	-0.000	-7.666	-5.931	-5.255	-4.687 -4.376 -4.316	-3.163	-2.536	0.000
DESIGN LEVELS	37.755	28.358	29.324	29.290	29.257 29.257 29.257	29.152	29.047	30.186
EXISTING LEVELS	37.755	36.024	35.255	34.545	33.943 33.670 33.717	32.314	31.583	30.186
OFFSET	-41.844	-14.600	-8.500	-5.000	-1.500 -0.000 1.500	5.000	8.500	16.970

CHAINAGE 33000

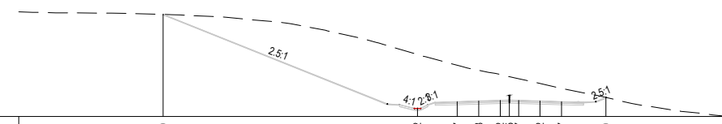

DATUM 26.000

CUT/FILL	0.000	-8.802	-5.927	-4.988	-4.202 -3.895 -3.527	-2.842	-2.137	0.000
DESIGN LEVELS	42.639	27.314	28.422	28.527	28.632 28.632 28.632	28.527	28.422	29.078
EXISTING LEVELS	42.639	36.116	34.349	33.515	32.834 32.466 32.159	31.369	30.558	29.078
OFFSET	-56.465	-15.000	-8.500	-5.000	-1.500 -0.000 1.500	5.000	8.500	15.760

CHAINAGE 32750

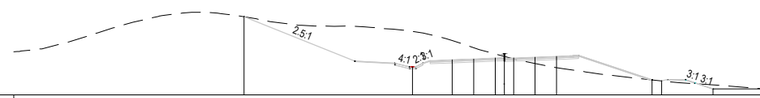

DATUM 22.000

CUT/FILL	-0.000	-5.774	-3.157	-1.817	-0.666 -0.263 -0.125	1.025	1.852	0.000 0.000	-0.628	1.889
DESIGN LEVELS	34.728	26.583	27.727	27.867	28.007 28.007 28.007	28.147	28.287	24.442 24.277	23.000	23.000
EXISTING LEVELS	34.728	32.357	30.884	29.684	28.672 28.610 27.882	27.122	26.435	24.442 24.277	23.628	21.111
OFFSET	-42.452	-15.000	-8.500	-5.000	-1.500 -0.000 1.500	5.000	8.500	24.068 25.656	34.049	69.433

CHAINAGE 32500

NOT FOR CONSTRUCTION

REV	REVISIONS	DRN	CHK	APP	DATE
B	ISSUED FOR RMA CONSENT	SS	KW	JP	19.08.22
A	ISSUED FOR CONSENT - DRAFT	SS	KW	JP	20.04.22

SURVEYED		
DESIGNED	Steve Muller	13.04.22
DRAWN	Steve Muller	13.04.22
CAD REVIEW	Steve Sutton	14.04.22
DESIGN CHECK	Jamie Povall	14.04.22
DESIGN REVIEW	Keith Weale	14.04.22
APPROVED	Jamie Povall	21.07.22
PROF REGISTRATION:		

Stantec

Client: WAKA KOTAHI NZ TRANSPORT AGENCY

WAKA KOTAHI
ŌTAKI TO NORTH OF LEVIN HIGHWAY PROJECT

CROSS SECTIONS
SHEET 12

Status Stamp: **FOR CONSENT**

Date Stamp: **19.08.22**

Scales: AS SHOWN

Drawing No.: 310203848-01-100-C2512

Rev.: B

pw:\\stantec-ap-pw.bentley.com:stantec-ap-pw-01\Documents\New Zealand Clients\NZTA (New Zealand Transport Agency)\310203848 - Otaki to North of Levin DBC\01 - O2NL\100 - Geometric Design\310203848-01-100-C2512

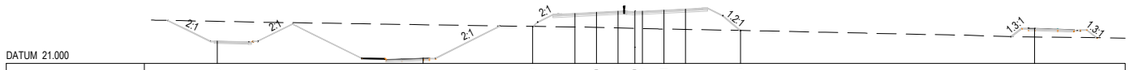
DATUM 21.000
2:1
2:1
2:1
2:1
1.2:1
1.3:1
1.3:1

| | | |