

# How do pīwakawaka make their nests?

Questions by **Matilda** (age 4)




Pīwakawaka are expert weavers. They make their nests with moss, bark fibre, dried grasses, dried rotten wood, and rootlets, joined all together with spider webs!

Practice your nest weaving skills with this activity from artist **Margaret Tolland**.



**Step 1**

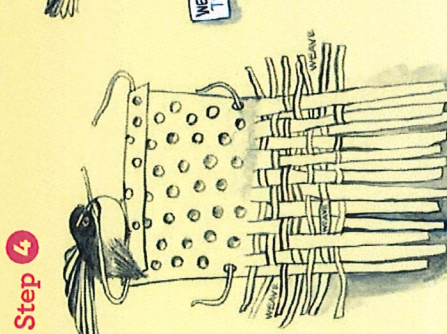




USE THE SIDE OF A  
CARDBOARD CEREAL BOX  
(FOR A STRONGER NEST),  
OR THE TEMPLATE OVER  
THE PAGE.

## Other pīwakawaka nest-building facts:

- Nests are slightly smaller than a tennis ball, and usually have a "tail" below the base.
- Nests are lined with materials like animal hair and tree-fern hairs.
- Nests are most often built at a branch fork, one with good leaf cover above it to help hide the nest away from view.





CUT ME OUT AND PUT ME IN OR ON YOUR NEST.